

## Sociedade Botanica do Brasil

Razão nº 1 de 01/04/2012 a 30/09/2013

Histórico	Chave	Contra	Débito	Crédito	Saldo atual
201 - HSBC - 1.1.01.02.001 - HSBC BANK BRASIL S/A				Saldo anterior:	0,00
<b>09/04/2012</b>					230,000
VLR TAXA INSCR ANA MARIA GIRARDI	51	2001	230,00		460,000
VLR TAXA INSCR MARCIO SUBY	60	2001	230,00		690,000
VLR TAXA INSCR ANA CAROLINA RODRIGUES	78	2001	200,00		
<b>10/04/2012</b>					840,000
VLR TAXA INSCR LIRIO PEREIRA HORTA	86	2001	180,00		1.020,000
VLR TAXA INSCR RAQUEL DE OLIVEIRA FARIA	94	2001	180,00		1.200,000
VLR TAXA INSCR MARCIA EMANUELE MADRUGA FORTUNATO	108	2001	180,00		1.430,000
VLR TAXA INSCR MARIA M DA ROCHA FIUZA DE MELO	116	2001	230,00		1.920,000
VLR TAXA INSCR ELISA MITSUTO AOYAMA	124	2001	490,00		
<b>11/04/2012</b>					2.150,000
VLR TAXA INSCR	132	2001	230,00		2.350,000
VLR TAXA INSCR	140	2001	200,00		2.450,000
VLR TAXA INSCR RAFAEL GONCALVES	159	2001	130,00		2.710,000
VLR TAXA INSCR MARCELO POLO	167	2001	230,00		2.940,000
VLR TAXA INSCR	175	2001	230,00		3.170,000
VLR TAXA INSCR ADELITA A S POOL	183	2001	230,00		3.400,000
VLR TAXA INSCR	191	2001	230,00		3.630,000
VLR TAXA INSCR	205	2001	230,00		3.628,48D
VLR DEBITO TARIFAS DEP CHEQUE HSBC	213	4615		1,52	
<b>12/04/2012</b>					3.718,48D
VLR TAXA INSCR RODOLPH SARTIN	221	2001	90,00		3.898,48D
VLR TAXA INSCR CARLA Y G	230	2001	180,00		4.278,48D
VLR TAXA INSCR	248	2001	380,00		4.508,48D
VLR TAXA INSCR	256	2001	230,00		4.738,48D
VLR TAXA INSCR VERA LUCIA CAMPOS MARTINS	264	2001	230,00		4.968,48D
VLR TAXA INSCR VERA HELIO FERNANDO DE OLIVEIRA	272	2001	230,00		5.198,48D
VLR TAXA INSCR	280	2001	230,00		5.195,44D
VLR TAXA INSCR	299	4615		3,04	
VLR DEBITO TARIFAS DEP CHEQUE HSBC					
<b>13/04/2012</b>					5.425,44D
VLR TAXA INSCR	302	2001	230,00		5.655,44D
VLR TAXA INSCR	310	2001	230,00		5.885,44D
VLR TAXA INSCR	329	2001	230,00		6.085,44D
VLR TAXA INSCR	337	2001	200,00		6.265,44D
VLR TAXA INSCR ANA PAULA DE FARIA	345	2001	180,00		6.445,44D
VLR TAXA INSCR	353	2001	180,00		6.625,44D
VLR TAXA INSCR	361	2001	180,00		6.805,44D
VLR TAXA INSCR	370	2001	180,00		7.035,44D
VLR TAXA INSCR	388	2001	230,00		7.265,44D
VLR TAXA INSCR	396	2001	230,00		7.445,44D
VLR TAXA INSCR	400	2001	180,00		7.675,44D
VLR TAXA INSCR	418	2001	230,00		7.875,44D
VLR TAXA INSCR	426	2001	200,00		8.055,44D
VLR TAXA INSCR	434	2001	180,00		8.285,44D
VLR TAXA INSCR	442	2001	230,00		8.465,44D
VLR TAXA INSCR	450	2001	180,00		8.695,44D
VLR TAXA INSCR AMANDA BRAGA	469	2001	230,00		8.925,44D
VLR TAXA INSCR	477	2001	230,00		9.155,44D
VLR TAXA INSCR	485	2001	230,00		29.155,44D
VLR ADTO SOC BOTANICA DO BRASIL	744	1662	20.000,00		
<b>16/04/2012</b>					29.355,44D
VLR TAXA INSCR	493	2001	200,00		29.585,44D
VLR TAXA INSCR	507	2001	230,00		29.815,44D
VLR TAXA INSCR	515	2001	230,00		30.045,44D
VLR TAXA INSCR	523	2001	230,00		30.425,44D
VLR TAXA INSCR	531	2001	380,00		30.655,44D
VLR TAXA INSCR	540	2001	230,00		30.855,44D
VLR TAXA INSCR	558	2001	200,00		31.055,44D
VLR TAXA INSCR	566	2001	200,00		31.315,44D
VLR TAXA INSCR	574	2001	260,00		



# Sociedade Botânica do Brasil

Razão nº 1 de 01/04/2012 a 30/09/2013

Histórico

	Chave	Contra	Débito	Crédito	Saldo atual
<b>24/04/2012</b>					
VLR TAXA INSCR			380,00		9.020,88D
VLR TAXA INSCR	8029	2001	200,00		9.220,88D
VLR TAXA INSCR	8037	2001	380,00		9.600,88D
VLR TAXA INSCR	8045	2001	380,00		9.980,88D
<b>26/04/2012</b>					
VLR TRANSF APLIC FINANCEIRA HSBC				12.500,00	2.519,12C
VLR TAXA INSCR	27	263			2.139,12C
VLR TAXA INSCR	8041	2001	380,00		1.939,12C
VLR TAXA INSCR	8070	2001	200,00		1.739,12C
VLR TAXA INSCR	8088	2001	380,00		1.359,12C
VLR TAXA INSCR	8096	2001	490,00		869,12C
VLR TAXA INSCR	8100	2001	380,00		489,12C
VLR TAXA INSCR	8118	2001	200,00		289,12C
VLR TAXA INSCR	8126	2001	200,00		89,12C
VLR TAXA INSCR	8134	2001	200,00		110,88D
VLR TAXA INSCR	8142	2001	200,00		310,88D
VLR TAXA INSCR	8150	2001	200,00		510,88D
VLR TAXA INSCR	8169	2001	200,00		710,88D
VLR TAXA INSCR	8177	2001	490,00		1.200,88D
VLR TAXA INSCR	8185	2001	490,00		1.690,88D
VLR TAXA INSCR	8193	2001	200,00		1.890,88D
VLR TAXA INSCR	8207	2001	200,00		2.090,88D
VLR TAXA INSCR	8215	2001	380,00		2.470,88D
VLR TAXA INSCR	8223	2001	380,00		2.850,88D
VLR TAXA INSCR	8231	2001			3.230,88D
VLR TAXA INSCR	5258	2001	200,00		3.430,88D
VLR TAXA INSCR	5266	2001	380,00		3.810,88D
VLR TAXA INSCR	5274	2001	200,00		4.010,88D
VLR TAXA INSCR	5282	2001	380,00		4.390,88D
VLR TAXA INSCR	5290	2001	380,00		4.770,88D
VLR TAXA INSCR	5304	2001	200,00		4.970,88D
VLR TAXA INSCR	5312	2001	380,00		5.350,88D
VLR TAXA INSCR	5320	2001	200,00		5.550,88D
VLR TAXA INSCR	5339	2001	380,00		5.930,88D
VLR TAXA INSCR	5347	2001	380,00		6.310,88D
VLR TAXA INSCR	5355	2001	200,00		6.510,88D
VLR TAXA INSCR	5363	2001	380,00		6.890,88D
VLR TAXA INSCR	5371	2001	380,00		7.270,88D
VLR TAXA INSCR	5380	2001	200,00		7.470,88D
VLR TAXA INSCR	5398	2001	200,00		7.670,88D
VLR TAXA INSCR	5401	2001	380,00		7.870,88D
VLR TAXA INSCR	5410	2001	380,00		8.250,88D
VLR TAXA INSCR	5428	2001	380,00		8.630,88D
VLR TAXA INSCR	5436	2001	380,00		9.010,88D
VLR TAXA INSCR	5444	2001	200,00		9.210,88D
VLR TAXA INSCR	5452	2001	490,00		9.700,88D
VLR TAXA INSCR	5460	2001	380,00		10.080,88D
VLR TAXA INSCR	5479	2001	380,00		10.460,88D
VLR TAXA INSCR	5487	2001	380,00		10.840,88D
VLR TAXA INSCR	5495	2001	380,00		11.220,88D
VLR TAXA INSCR	5509	2001	380,00		11.600,88D
VLR TAXA INSCR	5517	2001	380,00		11.980,88D
VLR TAXA INSCR	5525	2001	200,00		12.180,88D
VLR TAXA INSCR	5533	2001	380,00		12.560,88D
VLR TAXA INSCR	5541	2001			12.559,36D
VLR DEBITO TARIFAS DEP CHEQUE HSBC	5550	4615		1,52	12.559,36D
<b>27/04/2012</b>					
VLR TAXA INSCR	8568	2001	260,00		12.819,36D
VLR TAXA INSCR	8576	2001	200,00		13.019,36D
VLR TAXA INSCR	8584	2001	380,00		13.399,36D

# Sociedade Botânica do Brasil

Razão nº 1 de 01/04/2012 a 30/09/2013

Histórico	Chave	Conta	Débito	Crédito	Saldo atual
27/04/2012					
VLR TAXA INSCR	6000	2001	200,00		-13.000,00
VLR TAXA INSCR	6008	2001	200,00		-13.200,00
VLR TAXA INSCR	6014	2001	380,00		-14.170,00
VLR TAXA INSCR	6020	2001	50,00		-14.220,00
VLR TAXA INSCR	6030	2001	200,00		-14.420,00
VLR TAXA INSCR	6040	2001	200,00		-14.620,00
VLR TAXA INSCR	6050	2001	380,00		-15.000,00
VLR TAXA INSCR	6060	2001	380,00		-15.380,00
VLR TAXA INSCR	6070	2001	380,00		-15.760,00
VLR TAXA INSCR	6080	2001	400,00		-16.160,00
VLR TAXA INSCR	6090	2001	1.700,00		-17.860,00
VLR TAXA INSCR	6100	2001	200,00		-18.060,00
VLR TAXA INSCR	6110	2001	380,00		-18.440,00
VLR TAXA INSCR	6120	2001	380,00		-18.820,00
VLR TAXA INSCR	6130	2001	380,00		-19.200,00
VLR TAXA INSCR	6140	2001	380,00		-19.580,00
VLR TAXA INSCR	6150	2001	380,00		-19.960,00
VLR TAXA INSCR	6160	2001	380,00		-20.340,00
VLR TAXA INSCR	6170	2001	380,00		-20.720,00
VLR TAXA INSCR	6180	2001	380,00		-21.100,00
VLR TAXA INSCR	6190	2001	380,00		-21.480,00
VLR TAXA INSCR	6200	2001	380,00		-21.860,00
VLR TAXA INSCR	6210	2001	380,00		-22.240,00
VLR TAXA INSCR	6220	2001	380,00		-22.620,00
VLR TAXA INSCR	6230	2001	380,00		-23.000,00
VLR TAXA INSCR	6240	2001	380,00		-23.380,00
VLR TAXA INSCR	6250	2001	380,00		-23.760,00
VLR TAXA INSCR	6260	2001	380,00		-24.140,00
VLR TAXA INSCR	6270	2001	380,00		-24.520,00
VLR TAXA INSCR	6280	2001	380,00		-24.900,00
VLR TAXA INSCR	6290	2001	380,00		-25.280,00
VLR TAXA INSCR	6300	2001	50,00		-25.660,00
VLR TAXA INSCR	6310	2001	200,00		-25.860,00
VLR TAXA INSCR	6320	2001	380,00		-26.240,00
VLR TAXA INSCR	6330	2001	200,00		-26.440,00
VLR TAXA INSCR	6340	2001	380,00		-26.820,00
VLR TAXA INSCR	6350	2001	380,00		-27.200,00
VLR TAXA INSCR	6360	2001	380,00		-27.580,00
VLR TAXA INSCR	6370	2001	380,00		-27.960,00
VLR TAXA INSCR	6380	2001	380,00		-28.340,00
VLR TAXA INSCR	6390	2001	200,00		-28.540,00
VLR TAXA INSCR	6400	2001	380,00		-28.920,00
VLR TAXA INSCR	6410	2001	380,00		-29.300,00
VLR TAXA INSCR	6420	2001	430,00		-29.730,00
VLR TAXA INSCR	6430	2001	380,00		-30.110,00
VLR TAXA INSCR	6440	2001	380,00		-30.490,00
VLR TAXA INSCR	6450	2001	380,00		-30.870,00
VLR TAXA INSCR	6460	2001	380,00		-31.250,00
VLR TAXA INSCR	6470	2001	200,00		-31.450,00
VLR TAXA INSCR	6480	2001	380,00		-31.830,00
VLR TAXA INSCR	6490	2001	380,00		-32.210,00
VLR TAXA INSCR	6500	2001	380,00		-32.590,00
VLR TAXA INSCR	6510	2001	380,00		-32.970,00
VLR TAXA INSCR	6520	2001	380,00		-33.350,00
VLR TAXA INSCR	6530	2001	380,00		-33.730,00
VLR TAXA INSCR	6540	2001	380,00		-34.110,00
VLR TAXA INSCR	6550	2001	380,00		-34.490,00
VLR TAXA INSCR	6560	2001	380,00		-34.870,00
VLR TAXA INSCR	6570	2001	380,00		-35.250,00
VLR TAXA INSCR	6580	2001	380,00		-35.630,00
VLR TAXA INSCR	6590	2001	380,00		-36.010,00
VLR TAXA INSCR	6600	2001	380,00		-36.390,00
VLR TAXA INSCR	6610	2001	380,00		-36.770,00
VLR TAXA INSCR	6620	2001	380,00		-37.150,00
VLR TAXA INSCR	6630	2001	380,00		-37.530,00
VLR TAXA INSCR	6640	2001	380,00		-37.910,00
VLR TAXA INSCR	6650	2001	380,00		-38.290,00
VLR TAXA INSCR	6660	2001	380,00		-38.670,00
VLR TAXA INSCR	6670	2001	380,00		-39.050,00
VLR TAXA INSCR	6680	2001	380,00		-39.430,00
VLR TAXA INSCR	6690	2001	380,00		-39.810,00
VLR TAXA INSCR	6700	2001	380,00		-40.190,00
VLR TAXA INSCR	6710	2001	380,00		-40.570,00
VLR TAXA INSCR	6720	2001	380,00		-40.950,00
VLR TAXA INSCR	6730	2001	380,00		-41.330,00
VLR TAXA INSCR	6740	2001	380,00		-41.710,00
VLR TAXA INSCR	6750	2001	380,00		-42.090,00
VLR TAXA INSCR	6760	2001	380,00		-42.470,00
VLR TAXA INSCR	6770	2001	380,00		-42.850,00
VLR TAXA INSCR	6780	2001	380,00		-43.230,00
VLR TAXA INSCR	6790	2001	380,00		-43.610,00
VLR TAXA INSCR	6800	2001	380,00		-43.990,00
VLR TAXA INSCR	6810	2001	380,00		-44.370,00
VLR TAXA INSCR	6820	2001	380,00		-44.750,00
VLR TAXA INSCR	6830	2001	380,00		-45.130,00
VLR TAXA INSCR	6840	2001	380,00		-45.510,00
VLR TAXA INSCR	6850	2001	380,00		-45.890,00
VLR TAXA INSCR	6860	2001	380,00		-46.270,00
VLR TAXA INSCR	6870	2001	380,00		-46.650,00
VLR TAXA INSCR	6880	2001	380,00		-47.030,00
VLR TAXA INSCR	6890	2001	380,00		-47.410,00
VLR TAXA INSCR	6900	2001	380,00		-47.790,00
VLR TAXA INSCR	6910	2001	380,00		-48.170,00
VLR TAXA INSCR	6920	2001	380,00		-48.550,00
VLR TAXA INSCR	6930	2001	380,00		-48.930,00
VLR TAXA INSCR	6940	2001	380,00		-49.310,00
VLR TAXA INSCR	6950	2001	380,00		-49.690,00
VLR TAXA INSCR	6960	2001	380,00		-50.070,00
VLR TAXA INSCR	6970	2001	380,00		-50.450,00
VLR TAXA INSCR	6980	2001	380,00		-50.830,00
VLR TAXA INSCR	6990	2001	380,00		-51.210,00
VLR TAXA INSCR	7000	2001	380,00		-51.590,00
VLR TAXA INSCR	7010	2001	380,00		-51.970,00
VLR TAXA INSCR	7020	2001	380,00		-52.350,00
VLR TAXA INSCR	7030	2001	380,00		-52.730,00
VLR TAXA INSCR	7040	2001	380,00		-53.110,00
VLR TAXA INSCR	7050	2001	380,00		-53.490,00
VLR TAXA INSCR	7060	2001	380,00		-53.870,00
VLR TAXA INSCR	7070	2001	380,00		-54.250,00
VLR TAXA INSCR	7080	2001	380,00		-54.630,00
VLR TAXA INSCR	7090	2001	380,00		-55.010,00
VLR TAXA INSCR	7100	2001	380,00		-55.390,00
VLR TAXA INSCR	7110	2001	380,00		-55.770,00
VLR TAXA INSCR	7120	2001	380,00		-56.150,00
VLR TAXA INSCR	7130	2001	380,00		-56.530,00
VLR TAXA INSCR	7140	2001	380,00		-56.910,00
VLR TAXA INSCR	7150	2001	380,00		-57.290,00
VLR TAXA INSCR	7160	2001	380,00		-57.670,00
VLR TAXA INSCR	7170	2001	380,00		-58.050,00
VLR TAXA INSCR	7180	2001	380,00		-58.430,00
VLR TAXA INSCR	7190	2001	380,00		-58.810,00
VLR TAXA INSCR	7200	2001	380,00		-59.190,00
VLR TAXA INSCR	7210	2001	380,00		-59.570,00
VLR TAXA INSCR	7220	2001	380,00		-59.950,00
VLR TAXA INSCR	7230	2001	380,00		-60.330,00
VLR TAXA INSCR	7240	2001	380,00		-60.710,00
VLR TAXA INSCR	7250	2001	380,00		-61.090,00
VLR TAXA INSCR	7260	2001	380,00		-61.470,00
VLR TAXA INSCR	7270	2001	380,00		-61.850,00
VLR TAXA INSCR	7280	2001	380,00		-62.230,00
VLR TAXA INSCR	7290	2001	380,00		-62.610,00
VLR TAXA INSCR	7300	2001	380,00		-62.990,00
VLR TAXA INSCR	7310	2001	380,00		-63.370,00
VLR TAXA INSCR	7320	2001	380,00		-63.750,00
VLR TAXA INSCR	7330	2001	380,00		-64.130,00
VLR TAXA INSCR	7340	2001	380,00		-64.510,00
VLR TAXA INSCR	7350	2001	380,00		-64.890,00
VLR TAXA INSCR	7360	2001	380,00		-65.270,00
VLR TAXA INSCR	7370	2001	380,00		-65.650,00
VLR TAXA INSCR	7380	2001	380,00		-66.030,00
VLR TAXA INSCR	7390	2001	380,00		-66.410,00
VLR TAXA INSCR	7400	2001	380,00		-66.790,00
VLR TAXA INSCR	7410	2001	380,00		-67.170,00
VLR TAXA INSCR	7420	2001	380,00		-67.550,00
VLR TAXA INSCR	7430	2001	380,00		-67.930,00
VLR TAXA INSCR	7440	2001	380,00		-68.310,00
VLR TAXA INSCR	7450	2001	380,00		-68.690,00
VLR TAXA INSCR	7460	2001	380,00		-69.070,00
VLR TAXA INSCR	7470	2001	380,00		-69.450,00
VLR TAXA INSCR	7480	2001	380,00		-69.830,00
VLR TAXA INSCR	7490	2001	380,00		-70.210,00
VLR TAXA INSCR	7500	2001	380,00		-70.590,00
VLR TAXA INSCR	7510	2001	380,00		-70.970,00
VLR TAXA INSCR	7520	2001	380,00		-71.350,00
VLR TAXA INSCR	7530	2001	380,00		-71.730,00
VLR TAXA INSCR	7540	2001	380,00		-72.110,00
VLR TAXA INSCR	7550	2001	380,00		-72.490,00
VLR TAXA INSCR	7560	2001	380,00		-72.870,00
VLR TAXA INSCR	7570	2001	380,00		-73.250,00
VLR TAXA INSCR	7580	2001	380,00		-73.630,00
VLR TAXA INSCR	7590	2001	380,00		-74.010,00
VLR TAXA INSCR	7600	2001	380,00		-74.390,00
VLR TAXA INSCR	7610	2001	380,00		-74.770,00
VLR TAXA INSCR	7620	2001	380,00		-75.150,00
VLR TAXA INSCR	7630	2001	380,00		-75.530,00
VLR TAXA INSCR	7640	2001	380,00		-75.910,00
VLR TAXA INSCR	7650	2001	380,00		-76.290,00
VLR TAXA INSCR	7660	2001	380,00		-76.670,00
VLR TAXA INSCR	7670	2001	380,00		-77.050,00
VLR TAXA INSCR	7680	2001	380,00		-77.430,00
VLR TAXA INSCR	7690	2001	380,00		-77.810,00
VLR TAXA INSCR	7700	2001	380,00		-78.190,00
VLR TAXA INSCR	7710	2001	380,00		

# Sociedade Botanica do Brasil

Razão nº 1 de 01/04/2012 a 30/09/2013

## Histórico

	Chave	Contra	Débito	Crédito	Saldo atual
<b>27/04/2012</b>					
VLR TAXA INSCR	6190	2001	200,00		37 409,36D
VLR TAXA INSCR	6203	2001	490,00		37 899,36D
VLR TAXA INSCR	6211	2001	260,00		38 159,36D
VLR TAXA INSCR	6220	2001	380,00		38 539,36D
VLR TAXA INSCR	6238	2001	380,00		38 919,36D
VLR TAXA INSCR	6246	2001	380,00		39 299,36D
VLR TAXA INSCR	6254	2001	380,00		39 679,36D
VLR TAXA INSCR	6262	2001	200,00		39 879,36D
VLR TAXA INSCR	6270	2001	200,00		40 079,36D
VLR TAXA INSCR	6289	2001	430,00		40 509,36D
VLR TAXA INSCR	6297	2001	380,00		40 889,36D
VLR TAXA INSCR	6300	2001	380,00		41 269,36D
VLR TAXA INSCR	6319	2001	260,00		41 529,36D
VLR TAXA INSCR	6327	2001	540,00		42 069,36D
VLR TAXA INSCR	6335	2001	50,00		42 119,36D
VLR TAXA INSCR	6343	2001	380,00		42 499,36D
VLR TAXA INSCR	6351	2001	380,00		42 879,36D
VLR TAXA INSCR	6360	2001	380,00		43 259,36D
VLR TAXA INSCR	6378	2001	380,00		43 639,36D
VLR TAXA INSCR	6386	2001	200,00		43 839,36D
VLR TAXA INSCR	6394	2001	490,00		44 329,36D
VLR TAXA INSCR	6408	2001	380,00		44 709,36D
VLR TAXA INSCR	6416	2001	380,00		45 089,36D
VLR TAXA INSCR	6424	2001	200,00		45 289,36D
VLR TAXA INSCR	6432	2001	380,00		45 669,36D
VLR TAXA INSCR	6440	2001	490,00		46 159,36D
VLR TAXA INSCR	6459	2001	2.160,00		48 319,36D
VLR TAXA INSCR	6467	2001	260,00		48 579,36D
VLR TAXA INSCR	6475	2001	380,00		48 959,36D
VLR TAXA INSCR	6483	2001	150,00		49.109,36D
VLR TAXA INSCR	6491	2001	380,00		49.489,36D
VLR TAXA INSCR	6505	2001	380,00		49.869,36D
VLR DEBITO TARIFAS DEP CHEQUE HSBC	6513	4615		1,52	49.867,84D
<b>30/04/2012</b>					
VLR TAXA INSCR	6521	2001	200,00		50.067,84D
VLR TAXA INSCR	6530	2001	380,00		50.447,84D
VLR TAXA INSCR	6548	2001	380,00		50.827,84D
VLR TAXA INSCR	6556	2001	200,00		51.027,84D
VLR TAXA INSCR	6564	2001	580,00		51.607,84D
VLR TAXA INSCR	6572	2001	200,00		51.807,84D
VLR TAXA INSCR	6580	2001	40,00		51.847,84D
VLR TAXA INSCR	6599	2001	40,00		51.887,84D
VLR TAXA INSCR	6602	2001	200,00		52.087,84D
VLR TAXA INSCR	6610	2001	200,00		52.287,84D
VLR TAXA INSCR	6629	2001	380,00		52.667,84D
VLR TAXA INSCR	6637	2001	200,00		52.867,84D
VLR TAXA INSCR	6645	2001	200,00		53.067,84D
VLR TAXA INSCR	6653	2001	200,00		53.267,84D
VLR TAXA INSCR	6661	2001	380,00		53.647,84D
VLR TAXA INSCR	6670	2001	200,00		53.847,84D
VLR TAXA INSCR	6688	2001	240,00		54.087,84D
VLR TAXA INSCR	6696	2001	240,00		54.327,84D
VLR TAXA INSCR	6700	2001	240,00		54.567,84D
VLR TAXA INSCR	6718	2001	40,00		54.607,84D
VLR TAXA INSCR	6726	2001	380,00		54.987,84D
VLR TAXA INSCR	6734	2001	260,00		55.247,84D
VLR TAXA INSCR	6742	2001	200,00		55.447,84D
VLR TAXA INSCR	6750	2001	50,00		55.497,84D
VLR TAXA INSCR	6769	2001	580,00		56.077,84D
VLR TAXA INSCR	6777	2001	200,00		56.277,84D

# Sociedade Botanica do Brasil

Razão nº 1 de 01/04/2012 a 30/09/2013

Histórico	Chave	Contra	Débito	Crédito	Saldo atual
30/04/2012					
VLR TAXA INSCR	6785	2001	2 520,00		58 797,84D
VLR TAXA INSCR	6793	2001	380,00		59 177,84D
VLR TAXA INSCR	6807	2001	380,00		59 557,84D
VLR TAXA INSCR	6815	2001	250,00		59 807,84D
VLR TAXA INSCR	6823	2001	380,00		60 187,84D
VLR TAXA INSCR	6831	2001	200,00		60 387,84D
VLR TAXA INSCR	6840	2001	200,00		60 587,84D
VLR TAXA INSCR	6858	2001	50,00		60 637,84D
VLR TAXA INSCR	6866	2001	490,00		61 127,84D
VLR TAXA INSCR	6874	2001	200,00		61 327,84D
VLR TAXA INSCR	6882	2001	200,00		61 527,84D
VLR TAXA INSCR	6890	2001	380,00		61 907,84D
VLR TAXA INSCR	6904	2001	200,00		62 107,84D
VLR TAXA INSCR	6912	2001	200,00		62 307,84D
VLR TAXA INSCR	6920	2001	200,00		62 507,84D
VLR TAXA INSCR	6939	2001	430,00		62 937,84D
VLR TAXA INSCR	6947	2001	200,00		63 137,84D
VLR TAXA INSCR	6955	2001	200,00		63 337,84D
VLR TAXA INSCR	6963	2001	490,00		63 827,84D
VLR TAXA INSCR	6971	2001	200,00		64 027,84D
VLR TAXA INSCR	6980	2001	380,00		64 407,84D
VLR TAXA INSCR	6998	2001	380,00		64 787,84D
VLR TAXA INSCR	7005	2001	200,00		64 987,84D
VLR TAXA INSCR	7013	2001	490,00		65 477,84D
VLR TAXA INSCR	7021	2001	380,00		65 857,84D
VLR TAXA INSCR	7030	2001	200,00		66 057,84D
VLR TAXA INSCR	7048	2001	380,00		66 437,84D
VLR TAXA INSCR	7056	2001	200,00		66 637,84D
VLR TAXA INSCR	7064	2001	260,00		66 897,84D
VLR TAXA INSCR	7072	2001	380,00		67 277,84D
VLR TAXA INSCR	7080	2001	380,00		67 657,84D
VLR TAXA INSCR	7099	2001	200,00		67 857,84D
VLR TAXA INSCR	7102	2001	380,00		68 237,84D
VLR TAXA INSCR	7110	2001	240,00		68 477,84D
VLR TAXA INSCR	7129	2001	200,00		68 677,84D
VLR TAXA INSCR	7137	2001	200,00		68 877,84D
VLR TAXA INSCR	7145	2001	200,00		69 077,84D
VLR TAXA INSCR	7153	2001	380,00		69 457,84D
VLR TAXA INSCR	7161	2001	380,00		69 837,84D
VLR TAXA INSCR	7170	2001	200,00		70 037,84D
VLR TAXA INSCR	7188	2001	50,00		70 087,84D
VLR TAXA INSCR	7196	2001	380,00		70 467,84D
VLR TAXA INSCR	7200	2001	490,00		70 957,84D
VLR TAXA INSCR	7218	2001	200,00		71 157,84D
VLR TAXA INSCR	7226	2001	380,00		71 537,84D
VLR TAXA INSCR	7234	2001	200,00		71 737,84D
VLR TAXA INSCR	7242	2001	200,00		71 937,84D
VLR TAXA INSCR	7250	2001	260,00		72 197,84D
VLR TAXA INSCR	7269	2001	200,00		72 397,84D
VLR TAXA INSCR	7277	2001	200,00		72 597,84D
VLR TAXA INSCR	7285	2001	200,00		72 797,84D
VLR TAXA INSCR	7293	2001	380,00		73 177,84D
VLR TAXA INSCR	7307	2001	380,00		73 557,84D
VLR TAXA INSCR	7315	2001	490,00		74 047,84D
VLR TAXA INSCR	7323	2001	240,00		74 287,84D
VLR TAXA INSCR	7331	2001	380,00		74 667,84D
VLR TAXA INSCR	7340	2001	200,00		74 867,84D
VLR TAXA INSCR	7358	2001	40,00		74 907,84D
VLR TAXA INSCR	7366	2001	380,00		75 287,84D
VLR TAXA INSCR	7374	2001	380,00		75 667,84D

# Sociedade Botanica do Brasil

Razão nº 1 de 01/04/2012 a 30/09/2013

Histórico	Chave	Contra	Débito	Crédito	Saldo atual
30/04/2012					
VLR TAXA INSCR	7382	2001	200,00		75.867,84D
VLR TAXA INSCR	7390	2001	200,00		76.067,84D
VLR TAXA INSCR	7404	2001	380,00		76.447,84D
VLR TAXA INSCR	7412	2001	380,00		76.827,84D
VLR TAXA INSCR	7420	2001	380,00		77.207,84D
VLR TAXA INSCR	7439	2001	380,00		77.587,84D
VLR TAXA INSCR	7447	2001	380,00		77.967,84D
VLR TAXA INSCR	7455	2001	200,00		78.167,84D
VLR TAXA INSCR	7463	2001	200,00		78.367,84D
VLR TAXA INSCR	7471	2001	200,00		78.567,84D
VLR TAXA INSCR	7480	2001	380,00		78.947,84D
VLR TAXA INSCR	7498	2001	380,00		79.327,84D
VLR TAXA INSCR	7501	2001	240,00		79.567,84D
VLR TAXA INSCR	7510	2001	200,00		79.767,84D
VLR TAXA INSCR	7528	2001	380,00		80.147,84D
VLR TAXA INSCR	7536	2001	50,00		80.197,84D
VLR TAXA INSCR	7544	2001	420,00		80.617,84D
VLR TAXA INSCR	7552	2001	380,00		80.997,84D
VLR TAXA INSCR	7560	2001	40,00		81.037,84D
VLR TAXA INSCR	7579	2001	200,00		81.237,84D
VLR TAXA INSCR	7587	2001	200,00		81.437,84D
VLR TAXA INSCR	7595	2001	200,00		81.637,84D
VLR TAXA INSCR	7609	2001	50,00		81.687,84D
VLR TAXA INSCR	7617	2001	380,00		82.067,84D
VLR TAXA INSCR	7625	2001	200,00		82.267,84D
VLR TAXA INSCR	7633	2001	200,00		82.467,84D
VLR TAXA INSCR	7641	2001	380,00		82.847,84D
VLR TAXA INSCR	7650	2001	380,00		83.227,84D
VLR TAXA INSCR	7668	2001	200,00		83.427,84D
VLR TAXA INSCR	7676	2001	200,00		83.627,84D
VLR TAXA INSCR	7684	2001	200,00		83.827,84D
VLR TAXA INSCR	7692	2001	200,00		84.027,84D
VLR TAXA INSCR	7706	2001	260,00		84.287,84D
VLR TAXA INSCR	7714	2001	200,00		84.487,84D
VLR TAXA INSCR	7722	2001	200,00		84.687,84D
VLR TAXA INSCR	7730	2001	200,00		84.887,84D
VLR TAXA INSCR	7749	2001	200,00		85.087,84D
VLR TAXA INSCR	7757	2001	240,00		85.327,84D
VLR TAXA INSCR	7765	2001	380,00		85.707,84D
VLR TAXA INSCR	7773	2001	200,00		85.907,84D
VLR TAXA INSCR	7781	2001	200,00		86.107,84D
VLR TAXA INSCR	7790	2001	380,00		86.487,84D
VLR TAXA INSCR	7803	2001	200,00		86.687,84D
VLR TAXA INSCR	7811	2001	380,00		87.067,84D
VLR TAXA INSCR	7820	2001	380,00		87.447,84D
VLR TAXA INSCR	7838	2001	380,00		87.827,84D
VLR TAXA INSCR	7846	2001	380,00		88.207,84D
VLR TAXA INSCR	7854	2001	490,00		88.697,84D
VLR TAXA INSCR	7862	2001	200,00		88.897,84D
VLR TAXA INSCR	7870	2001	50,00		88.947,84D
VLR TAXA INSCR	7889	2001	100,00		89.047,84D
VLR TAXA INSCR	7897	2001	380,00		89.427,84D
VLR TAXA INSCR	7900	2001	260,00		89.687,84D
VLR TAXA INSCR	7919	2001	380,00		90.067,84D
VLR TAXA INSCR	7927	2001	380,00		90.447,84D
VLR TAXA INSCR	7935	2001	200,00		90.647,84D
VLR TAXA INSCR	7943	2001	200,00		90.847,84D
VLR TAXA INSCR	7951	2001	50,00		90.897,84D
VLR TAXA INSCR	7960	2001	380,00		91.277,84D
VLR TAXA INSCR	7978	2001	380,00		91.657,84D

# Sociedade Botânica do Brasil

Página: 9

Razão nº 1 de 01/04/2012 a 30/09/2013

Histórico	Chave	Contra	Débito	Crédito	Saldo atual
<b>30/04/2012</b>					
VLR TAXA INSCR	7986	2001	380,00		92 037,84D
VLR TAXA INSCR	7994	2001	490,00		92 527,84D
VLR TAXA INSCR	8001	2001	200,00		92 727,84D
VLR TAXA INSCR	8010	2001	380,00		93 107,84D
VLR TAXA INSCR	8028	2001	50,00		93 157,84D
VLR TAXA INSCR	8036	2001	380,00		93 537,84D
VLR TAXA INSCR	8044	2001	490,00		94 027,84D
VLR TAXA INSCR	8052	2001	490,00		94 517,84D
VLR TAXA INSCR	8060	2001	50,00		94 567,84D
VLR TAXA INSCR	8079	2001	380,00		94 947,84D
VLR TAXA INSCR	8087	2001	380,00		95 327,84D
VLR TAXA INSCR	8095	2001	100,00		95 427,84D
VLR TAXA INSCR	8109	2001	200,00		95 627,84D
VLR TAXA INSCR	8117	2001	200,00		95 827,84D
VLR TAXA INSCR	8125	2001	380,00		96 207,84D
VLR TAXA INSCR	8133	2001	200,00		96 407,84D
VLR TAXA INSCR	8141	2001	380,00		96 787,84D
VLR TAXA INSCR	8150	2001	200,00		96 987,84D
VLR TAXA INSCR	8168	2001	260,00		97 247,84D
VLR TAXA INSCR	8176	2001	380,00		97 627,84D
VLR TAXA INSCR	8184	2001	240,00		97 867,84D
VLR TAXA INSCR	8192	2001	200,00		98 067,84D
VLR TAXA INSCR	8206	2001	200,00		98 267,84D
VLR TAXA INSCR	8214	2001	380,00		98 647,84D
VLR TAXA INSCR	8222	2001	260,00		98 907,84D
VLR TAXA INSCR	8230	2001	50,00		98 957,84D
VLR TAXA INSCR	8249	2001	380,00		99 337,84D
VLR TAXA INSCR	8257	2001	260,00		99 597,84D
VLR TAXA INSCR	8265	2001	200,00		99 797,84D
VLR TAXA INSCR	8273	2001	200,00		99 997,84D
VLR TAXA INSCR	8281	2001	240,00		100 237,84D
VLR TAXA INSCR	8290	2001	200,00		100 437,84D
VLR TAXA INSCR	8303	2001	380,00		100 817,84D
VLR TAXA INSCR	8311	2001	200,00		101 017,84D
VLR TAXA INSCR	8320	2001	430,00		101 447,84D
VLR TAXA INSCR	8338	2001	200,00		101 647,84D
VLR DEBITO TARIFAS DEP CHEQUE HSBC	8346	4615		9,12	101 638,72D
<b>02/05/2012</b>					
VLR TRANSF APLIC FINANCEIRA HSBC	795	263		105 000,00	3 361,28C
VLR TAXA INSCR	817	2001	200,00		3 161,28C
VLR TAXA INSCR	825	2001	380,00		2 781,28C
VLR TAXA INSCR	833	2001	200,00		2 581,28C
VLR TAXA INSCR	841	2001	380,00		2 201,28C
VLR TAXA INSCR	850	2001	200,00		2 001,28C
VLR TAXA INSCR	868	2001	200,00		1 801,28C
VLR TAXA INSCR	876	2001	200,00		1 601,28C
VLR TAXA INSCR	884	2001	380,00		1 221,28C
VLR TAXA INSCR	892	2001	200,00		1 021,28C
VLR TAXA INSCR	906	2001	40,00		981,28C
VLR TAXA INSCR	914	2001	200,00		781,28C
VLR TAXA INSCR	922	2001	50,00		731,28C
VLR TAXA INSCR	930	2001	380,00		351,28C
VLR TAXA INSCR	949	2001	200,00		151,28C
VLR TAXA INSCR	957	2001	80,00		71,28C
VLR TAXA INSCR	965	2001	250,00		178,72D
VLR TAXA INSCR	973	2001	280,00		458,72D
VLR TAXA INSCR	981	2001	200,00		658,72D
VLR TAXA INSCR	990	2001	200,00		858,72D
VLR TAXA INSCR	1007	2001	380,00		1 238,72D
VLR TAXA INSCR	1015	2001	530,00		1 768,72D

# Sociedade Botânica do Brasil

Razão nº 1 de 01/04/2012 a 30/09/2013

Histórico	Chave	Contra	Débito	Crédito	Saldo atual
<b>02/05/2012</b>					
VLR TAXA INSCR					
VLR TAXA INSCR	1023	2001	200,00		1.968,72D
VLR TAXA INSCR	1031	2001	200,00		2.168,72D
VLR TAXA INSCR	1040	2001	430,00		2.598,72D
VLR TAXA INSCR	1058	2001	280,00		2.878,72D
VLR TAXA INSCR	1066	2001	200,00		3.078,72D
VLR TAXA INSCR	1074	2001	200,00		3.278,72D
VLR TAXA INSCR	1082	2001	380,00		3.658,72D
VLR TAXA INSCR	1090	2001	180,00		3.838,72D
VLR TAXA INSCR	1104	2001	200,00		4.038,72D
VLR TAXA INSCR	1112	2001	380,00		4.398,72D
VLR TAXA INSCR	1120	2001	380,00		4.778,72D
VLR TAXA INSCR	1139	2001	200,00		4.978,72D
VLR TAXA INSCR	1147	2001	200,00		5.178,72D
VLR TAXA INSCR	1155	2001	200,00		5.378,72D
VLR TAXA INSCR	1163	2001	260,00		5.638,72D
VLR TAXA INSCR	1171	2001	180,00		5.818,72D
VLR TAXA INSCR	1180	2001	180,00		5.998,72D
VLR TAXA INSCR	1198	2001	180,00		6.178,72D
VLR TAXA INSCR	1201	2001	530,00		6.708,72D
VLR TAXA INSCR	1210	2001	180,00		6.888,72D
VLR TAXA INSCR	1228	2001	240,00		7.128,72D
VLR TAXA INSCR	1236	2001	240,00		7.368,72D
VLR TAXA INSCR	1244	2001	200,00		7.568,72D
VLR TAXA INSCR	1252	2001	260,00		7.828,72D
VLR TAXA INSCR	1260	2001	490,00		8.318,72D
VLR TAXA INSCR	1279	2001	140,00		8.458,72D
VLR DEBITO TARIFAS DEP CHEQUE HSBC	1287	4615			8.455,88D
<b>03/05/2012</b>				3,04	
VLR TAXA INSCR					
VLR TAXA INSCR	1295	2001	380,00		8.835,88D
VLR TAXA INSCR	1309	2001	380,00		9.215,88D
VLR TAXA INSCR	1317	2001	760,00		9.975,88D
VLR TAXA INSCR	1325	2001	380,00		10.355,88D
VLR TAXA INSCR	1333	2001	40,00		10.395,88D
VLR TAXA INSCR	1341	2001	200,00		10.595,88D
VLR TAXA INSCR	1350	2001	200,00		10.795,88D
VLR TAXA INSCR	1368	2001	250,00		11.045,88D
VLR TAXA INSCR	1376	2001	260,00		11.305,88D
VLR TAXA INSCR	1384	2001	40,00		11.345,88D
VLR TAXA INSCR	1392	2001	180,00		11.525,88D
VLR TAXA INSCR	1406	2001	40,00		11.565,88D
VLR TAXA INSCR	1414	2001	180,00		11.745,88D
VLR TAXA INSCR	1422	2001	180,00		11.925,88D
VLR TAXA INSCR	1430	2001	180,00		12.105,88D
VLR TAXA INSCR	1449	2001	180,00		12.285,88D
VLR TAXA INSCR	1457	2001	180,00		12.465,88D
VLR TAXA INSCR	1465	2001	245,00		12.710,88D
VLR TAXA INSCR	1473	2001	80,00		12.790,88D
VLR TAXA INSCR	1481	2001	260,00		13.050,88D
VLR TAXA INSCR	1490	2001	200,00		13.250,88D
VLR TAXA INSCR	1503	2001	380,00		13.630,88D
VLR TAXA INSCR	1511	2001	3.640,00		17.270,88D
VLR TAXA INSCR	1520	2001	180,00		17.450,88D
VLR TAXA INSCR	1538	2001	40,00		17.490,88D
VLR TAXA INSCR	1546	2001	200,00		17.690,88D
VLR TAXA INSCR	1554	2001	230,00		17.920,88D
VLR TAXA INSCR	1562	2001	80,00		18.000,88D
VLR DEBITO TARIFAS DEP CHEQUE HSBC	1570	4615			17.996,12D
<b>04/05/2012</b>				4,56	
VLR TAXA INSCR					
VLR TAXA INSCR	1589	2001	140,00		18.136,12D
VLR TAXA INSCR	1597	2001	435,00		18.571,12D

**Sociedade Botanica do Brasil**  
Razão nº 1 de 01/04/2012 a 30/09/2013

Histórico	Chave	Contra	Débito	Crédito	Saldo atual
04/05/2012					
VLR TAXA INSCR					
VLR TAXA INSCR	1600	2001	380,00		18.951,12D
VLR TAXA INSCR	1619	2001	200,00		19.151,12D
VLR TAXA INSCR	1627	2001	200,00		19.351,12D
VLR TAXA INSCR	1636	2001	40,00		19.391,12D
VLR TAXA INSCR	1643	2001	245,00		19.636,12D
VLR TAXA INSCR	1651	2001	45,00		19.681,12D
VLR TAXA INSCR	1660	2001	300,00		19.981,12D
VLR TAXA INSCR	1678	2001	435,00		20.416,12D
07/05/2012					
VLR TRANSF APLIC FINANCEIRA HSBC					
VLR TAXA INSCR	809	263		20.000,00	416,12D
VLR TAXA INSCR	1686	2001	45,00		461,12D
VLR TAXA INSCR	1694	2001	55,00		516,12D
VLR TAXA INSCR	1706	2001	40,00		556,12D
VLR TAXA INSCR	1716	2001	200,00		756,12D
VLR TAXA INSCR	1724	2001	45,00		801,12D
VLR TAXA INSCR	1732	2001	45,00		846,12D
VLR TAXA INSCR	1740	2001	45,00		891,12D
VLR TAXA INSCR	1759	2001	45,00		936,12D
VLR TAXA INSCR	1767	2001	45,00		981,12D
VLR TAXA INSCR	1775	2001	490,00		1.471,12D
VLR TAXA INSCR	1783	2001	1,00		1.472,12D
VLR TAXA INSCR	1791	2001	50,00		1.522,12D
VLR TAXA INSCR	1805	2001	40,00		1.562,12D
VLR TAXA INSCR	8354	2001	490,00		2.052,12D
08/05/2012					
VLR TAXA INSCR					
VLR TAXA INSCR	1813	2001	345,00		2.397,12D
VLR TAXA INSCR	1821	2001	245,00		2.642,12D
VLR TAXA INSCR	1830	2001	55,00		2.697,12D
VLR TAXA INSCR	1848	2001	435,00		3.132,12D
VLR TAXA INSCR	1856	2001	345,00		3.477,12D
VLR TAXA INSCR	1864	2001	435,00		3.912,12D
VLR TAXA INSCR	1872	2001	245,00		4.157,12D
VLR TAXA INSCR	1880	2001	260,00		4.417,12D
VLR TAXA INSCR	1899	2001	245,00		4.662,12D
VLR TAXA INSCR	1902	2001	200,00		4.862,12D
VLR TAXA INSCR	1910	2001	435,00		5.297,12D
VLR TAXA INSCR	1929	2001	45,00		5.342,12D
VLR TAXA INSCR	1937	2001	45,00		5.387,12D
09/05/2012					
VLR TAXA INSCR					
VLR TAXA INSCR	1945	2001	50,00		5.437,12D
VLR TAXA INSCR	1953	2001	380,00		5.817,12D
VLR TAXA INSCR	1961	2001	45,00		5.862,12D
VLR TAXA INSCR	1970	2001	200,00		6.062,12D
VLR TAXA INSCR	1988	2001	80,00		6.142,12D
VLR DEBITO TARIFAS DEP CHEQUE HSBC	1996	2001	200,00		6.342,12D
VLR TAXA INSCR	2003	4615		3,04	6.339,08D
10/05/2012					
VLR TAXA INSCR					
VLR TAXA INSCR	2011	2001	245,00		6.584,08D
VLR TAXA INSCR	2020	2001	260,00		6.844,08D
VLR TAXA INSCR	2038	2001	85,00		6.929,08D
VLR TAXA INSCR	2046	2001	50,00		6.979,08D
VLR TAXA INSCR	2054	2001	45,00		7.024,08D
VLR TAXA INSCR	2062	2001	135,00		7.159,08D
VLR TAXA INSCR	2070	2001	190,00		7.349,08D
11/05/2012					
VLR TAXA INSCR					
VLR TAXA INSCR	2089	2001	240,00		7.589,08D
VLR TAXA INSCR	2097	2001	245,00		7.834,08D
VLR TAXA INSCR	2100	2001	45,00		7.879,08D
VLR TAXA INSCR	8362	2001	670,00		8.549,08D
14/05/2012					

# Sociedade Botanica do Brasil

Página: 12

Razão nº 1 de 01/04/2012 a 30/09/2013

Histórico	Chave	Contra	Débito	Crédito	Saldo atual
<b>14/05/2012</b>					
VLR TRANSF APLIC FINANCEIRA HSBC	787	203		8 700,00	150,02C
VLR TAXA INSCR	2119	2001	980,00		829,08D
VLR TAXA INSCR	2127	2001	140,00		969,08D
VLR TAXA INSCR	2135	2001	245,00		1 214,08D
VLR TAXA INSCR	2143	2001	245,00		1 459,08D
VLR TAXA INSCR	2151	2001	245,00		1 704,08D
VLR TAXA INSCR	2160	2001	45,00		1 749,08D
VLR TAXA INSCR MARCELA M W MELO SANTOS	2178	2001	200,00		2 039,08D
VLR TAXA INSCR	2186	2001	90,00		2 129,08D
<b>15/05/2012</b>					
VLR TAXA INSCR	2194	2001	435,00		2 564,08D
VLR TAXA INSCR	2208	2001	430,00		2 994,08D
VLR TAXA INSCR	2216	2001	45,00		3 039,08D
VLR TAXA INSCR	2224	2001	380,00		3 419,08D
<b>16/05/2012</b>					
VLR TAXA INSCR	2232	2001	45,00		3 464,08D
VLR TAXA INSCR	2240	2001	45,00		3 509,08D
VLR TAXA INSCR	2259	2001	245,00		3 754,08D
VLR TAXA INSCR	2267	2001	580,00		4 334,08D
VLR TAXA INSCR	2275	2001	245,00		4 579,08D
VLR TAXA INSCR	2283	2001	230,00		4 809,08D
<b>17/05/2012</b>					
VLR TAXA INSCR	2291	2001	45,00		4 854,08D
VLR TAXA INSCR	2305	2001	345,00		5 199,08D
VLR TAXA INSCR	2313	2001	45,00		5 244,08D
VLR TAXA INSCR	2321	2001	435,00		5 679,08D
VLR TAXA INSCR	2330	2001	345,00		6 024,08D
VLR TAXA INSCR	2348	2001	470,00		6 494,08D
<b>18/05/2012</b>					
VLR TAXA INSCR	2356	2001	245,00		6 739,08D
VLR TAXA INSCR	2364	2001	245,00		6 984,08D
VLR TAXA INSCR	2372	2001	45,00		7 029,08D
VLR TAXA INSCR	2380	2001	245,00		7 274,08D
VLR TAXA INSCR	2399	2001	45,00		7 319,08D
VLR TAXA INSCR	2402	2001	245,00		7 564,08D
VLR TAXA INSCR	2410	2001	45,00		7 609,08D
VLR TAXA INSCR	2429	2001	5,00		7 614,08D
VLR TAXA INSCR	2437	2001	435,00		8 049,08D
VLR DEBITO TARIFAS DEP CHEQUE HSBC	2445	4615		8,60	8 042,48D
<b>21/05/2012</b>					
VLR TAXA INSCR	2453	2001	45,00		8 087,48D
VLR TAXA INSCR	2461	2001	45,00		8 132,48D
VLR TAXA INSCR	2470	2001	45,00		8 177,48D
VLR TAXA INSCR	2488	2001	380,00		8 557,48D
VLR TAXA INSCR	2496	2001	290,00		8 847,48D
VLR TAXA INSCR	2500	2001	435,00		9 282,48D
VLR TAXA INSCR	2518	2001	435,00		9 717,48D
VLR TAXA INSCR	2526	2001	435,00		10 152,48D
<b>22/05/2012</b>					
VLR TAXA INSCR	2534	2001	45,00		10 197,48D
VLR TAXA INSCR	2542	2001	625,00		10 822,48D
VLR TAXA INSCR	2550	2001	435,00		11 257,48D
VLR TAXA INSCR	2569	2001	435,00		11 692,48D
VLR TAXA INSCR	2577	2001	435,00		12 127,48D
VLR TAXA INSCR	2585	2001	435,00		12 562,48D
VLR TAXA INSCR	2593	2001	290,00		12 852,48D
VLR TAXA INSCR	2607	2001	580,00		13 432,48D
<b>23/05/2012</b>					
VLR TAXA INSCR	2615	2001	435,00		13 867,48D
VLR TAXA INSCR	2623	2001	245,00		14 112,48D



# Sociedade Botânica do Brasil

Página 14

Razão nº 1 de 01/04/2012 a 30/09/2013

## Histórico

	Chave	Contra	Débito	Crédito	Saldo atual
<b>29/05/2012</b>					
VLR TAXA INSCR					
VLR TAXA INSCR	3182	2001	435,00		14.120,44D
VLR TAXA INSCR	3190	2001	245,00		14.365,44D
VLR TAXA INSCR	3204	2001	245,00		14.610,44D
VLR TAXA INSCR	3212	2001	435,00		15.045,44D
VLR TAXA INSCR	3220	2001	435,00		15.480,44D
VLR TAXA INSCR	3239	2001	245,00		15.725,44D
VLR TAXA INSCR	3247	2001	435,00		16.160,44D
VLR TAXA INSCR	3255	2001	345,00		16.505,44D
VLR TAXA INSCR	3263	2001	245,00		16.750,44D
VLR TAXA INSCR	3271	2001	260,00		17.010,44D
VLR TAXA INSCR	3280	2001	140,00		17.150,44D
VLR TAXA INSCR	3298	2001	140,00		17.290,44D
VLR DEBITO TARIFAS DEP CHEQUE HSBC	3301	4615		1,52	17.288,92D
<b>30/05/2012</b>					
VLR TAXA INSCR	3310	2001	245,00		17.533,92D
VLR TAXA INSCR	3328	2001	245,00		17.778,92D
VLR TAXA INSCR	3336	2001	435,00		18.213,92D
VLR TAXA INSCR	3344	2001	435,00		18.648,92D
VLR TAXA INSCR	3352	2001	245,00		18.893,92D
VLR TAXA INSCR	3360	2001	245,00		19.138,92D
VLR TAXA INSCR	3379	2001	45,00		19.183,92D
VLR TAXA INSCR	3387	2001	45,00		19.228,92D
VLR TAXA INSCR	3395	2001	245,00		19.473,92D
VLR TAXA INSCR	3409	2001	260,00		19.733,92D
VLR TAXA INSCR	3417	2001	290,00		20.023,92D
VLR TAXA INSCR	3425	2001	135,00		20.158,92D
VLR TAXA INSCR	3433	2001	435,00		20.593,92D
VLR TAXA INSCR	3441	2001	580,00		21.173,92D
VLR TAXA INSCR	3450	2001	435,00		21.608,92D
VLR TAXA INSCR	3468	2001	435,00		22.043,92D
VLR TAXA INSCR	3476	2001	435,00		22.478,92D
VLR TAXA INSCR	3484	2001	345,00		22.823,92D
VLR TAXA INSCR	3492	2001	435,00		23.258,92D
VLR TAXA INSCR	3506	2001	245,00		23.503,92D
VLR TAXA INSCR	3514	2001	245,00		23.748,92D
VLR TAXA INSCR	3522	2001	580,00		24.328,92D
VLR TAXA INSCR	3530	2001	245,00		24.573,92D
VLR TAXA INSCR	3549	2001	580,00		25.153,92D
VLR TAXA INSCR	3557	2001	245,00		25.398,92D
VLR TAXA INSCR	3565	2001	245,00		25.643,92D
VLR TAXA INSCR	3573	2001	260,00		25.903,92D
VLR TAXA INSCR	3581	2001	345,00		26.248,92D
VLR TAXA INSCR	3590	2001	290,00		26.538,92D
VLR TAXA INSCR	3603	2001	290,00		26.828,92D
VLR TAXA INSCR	3611	2001	245,00		27.073,92D
VLR TAXA INSCR	3620	2001	245,00		27.318,92D
VLR TAXA INSCR	3638	2001	435,00		27.753,92D
VLR TAXA INSCR	3646	2001	245,00		27.998,92D
VLR TAXA INSCR	3654	2001	245,00		28.243,92D
VLR TAXA INSCR	3662	2001	435,00		28.678,92D
VLR TAXA INSCR	3670	2001	290,00		28.968,92D
VLR TAXA INSCR	3689	2001	480,00		29.448,92D
VLR TAXA INSCR	3697	2001	435,00		29.883,92D
VLR TAXA INSCR	3700	2001	335,00		30.218,92D
VLR TAXA INSCR	3719	2001	435,00		30.653,92D
VLR TAXA INSCR	3727	2001	245,00		30.898,92D
VLR TAXA INSCR	3735	2001	435,00		31.333,92D
VLR TAXA INSCR	3743	2001	5,00		31.338,92D
VLR TAXA INSCR	3751	2001	435,00		31.773,92D
VLR TAXA INSCR	3760	2001	345,00		32.118,92D

**Sociedade Botanica do Brasil**  
Razão nº 1 de 01/04/2012 a 30/09/2013

Histórico	Chave	Contra	Débito	Crédito	Saldo atual
<b>30/05/2012</b>					
VLR TAXA INSCR	3778	2001	435,00		32 553,92D
VLR TAXA INSCR	3786	2001	345,00		32 898,92D
VLR TAXA INSCR	3794	2001	435,00		33 333,92D
VLR TAXA INSCR	3808	2001	435,00		33 768,92D
VLR TAXA INSCR	3816	2001	140,00		33 908,92D
VLR TAXA INSCR	3824	2001	45,00		33 953,92D
VLR TAXA INSCR	3832	2001	140,00		34 093,92D
VLR TAXA INSCR	3840	2001	190,00		34 283,92D
VLR TAXA INSCR	3859	2001	180,00		34 463,92D
VLR DEBITO TARIFAS DEP CHEQUE HSBC	3867	4615		1,52	34 462,40D
<b>31/05/2012</b>					
VLR TAXA INSCR	3875	2001	345,00		34 807,40D
VLR TAXA INSCR	3883	2001	90,00		34 897,40D
VLR TAXA INSCR	3891	2001	580,00		35 477,40D
VLR TAXA INSCR	3905	2001	435,00		35 912,40D
VLR TAXA INSCR	3913	2001	435,00		36 347,40D
VLR TAXA INSCR	3921	2001	200,00		36 547,40D
VLR TAXA INSCR	3930	2001	435,00		36 982,40D
VLR TAXA INSCR	3948	2001	435,00		37 417,40D
VLR TAXA INSCR	3956	2001	245,00		37 662,40D
VLR TAXA INSCR	3964	2001	345,00		38 007,40D
VLR TAXA INSCR	3972	2001	435,00		38 442,40D
VLR TAXA INSCR	3980	2001	245,00		38 687,40D
VLR TAXA INSCR	3999	2001	245,00		38 932,40D
VLR TAXA INSCR	4006	2001	435,00		39 367,40D
VLR TAXA INSCR	4014	2001	435,00		39 802,40D
VLR TAXA INSCR	4022	2001	190,00		39 992,40D
VLR TAXA INSCR	4030	2001	580,00		40 572,40D
VLR TAXA INSCR	4049	2001	245,00		40 817,40D
VLR TAXA INSCR	4057	2001	245,00		41 062,40D
VLR TAXA INSCR	4065	2001	45,00		41 107,40D
VLR TAXA INSCR	4073	2001	345,00		41 452,40D
VLR TAXA INSCR	4081	2001	245,00		41 697,40D
VLR TAXA INSCR	4090	2001	435,00		42 132,40D
VLR TAXA INSCR	4103	2001	245,00		42 377,40D
VLR TAXA INSCR	4111	2001	435,00		42 812,40D
VLR TAXA INSCR	4120	2001	345,00		43 157,40D
VLR TAXA INSCR	4138	2001	435,00		43 592,40D
VLR TAXA INSCR	4146	2001	45,00		43 637,40D
VLR TAXA INSCR	4154	2001	245,00		43 882,40D
VLR TAXA INSCR	4162	2001	245,00		44 127,40D
VLR TAXA INSCR	4170	2001	245,00		44 372,40D
VLR TAXA INSCR	4189	2001	245,00		44 617,40D
VLR TAXA INSCR	4197	2001	245,00		44 862,40D
VLR TAXA INSCR	4200	2001	245,00		45 107,40D
VLR TAXA INSCR	4219	2001	245,00		45 352,40D
VLR TAXA INSCR	4227	2001	680,00		46 032,40D
VLR TAXA INSCR	4235	2001	345,00		46 377,40D
VLR TAXA INSCR	4243	2001	240,00		46 617,40D
VLR TAXA INSCR	4251	2001	245,00		46 862,40D
VLR TAXA INSCR	4260	2001	245,00		47 107,40D
VLR TAXA INSCR	4278	2001	435,00		47 542,40D
VLR TAXA INSCR	4286	2001	245,00		47 787,40D
VLR TAXA INSCR	4294	2001	435,00		48 222,40D
VLR TAXA INSCR	4308	2001	45,00		48 267,40D
VLR TAXA INSCR	4316	2001	435,00		48 702,40D
VLR TAXA INSCR	4324	2001	435,00		49 137,40D
VLR TAXA INSCR	4332	2001	435,00		49 572,40D
VLR TAXA INSCR	4340	2001	245,00		49 817,40D
VLR TAXA INSCR	4359	2001	435,00		50 252,40D

# Sociedade Botânica do Brasil

Razão nº 1 de 01/04/2012 a 30/09/2013

Histórico	Chave	Contra	Débito	Crédito	Saldo atual
<b>31/05/2012</b>					
VLR TAXA INSCR					
VLR TAXA INSCR	4367	2001	435,00		50.687,40D
VLR TAXA INSCR	4375	2001	435,00		51.122,40D
VLR TAXA INSCR	4383	2001	245,00		51.367,40D
VLR TAXA INSCR	4391	2001	45,00		51.412,40D
VLR TAXA INSCR	4405	2001	245,00		51.657,40D
VLR TAXA INSCR	4413	2001	245,00		51.902,40D
VLR TAXA INSCR	4421	2001	580,00		52.482,40D
VLR TAXA INSCR	4430	2001	245,00		52.727,40D
VLR TAXA INSCR	4448	2001	870,00		53.597,40D
VLR TAXA INSCR	4456	2001	435,00		54.032,40D
VLR TAXA INSCR	4464	2001	300,00		54.332,40D
VLR TAXA INSCR	4472	2001	245,00		54.577,40D
VLR TAXA INSCR	4480	2001	345,00		54.922,40D
VLR TAXA INSCR	4499	2001	295,00		55.217,40D
VLR TAXA INSCR	4502	2001	435,00		55.652,40D
VLR TAXA INSCR	4510	2001	245,00		55.897,40D
VLR TAXA INSCR	4529	2001	245,00		56.142,40D
VLR TAXA INSCR	4537	2001	435,00		56.577,40D
VLR TAXA INSCR	4545	2001	825,00		57.402,40D
VLR TAXA INSCR	4553	2001	480,00		57.882,40D
VLR TAXA INSCR	4561	2001	435,00		58.317,40D
VLR TAXA INSCR	4570	2001	435,00		58.752,40D
VLR TAXA INSCR	4588	2001	45,00		58.797,40D
VLR TAXA INSCR	4596	2001	245,00		59.042,40D
VLR TAXA INSCR	4600	2001	45,00		59.087,40D
VLR TAXA INSCR	4618	2001	45,00		59.132,40D
VLR TAXA INSCR	4626	2001	135,00		59.267,40D
VLR DEBITO TARIFAS DEP CHEQUE HSBC	4634	4615			59.262,84D
<b>01/06/2012</b>				4,56	
VLR TAXA INSCR					
VLR TAXA INSCR	8370	2001	245,00		59.507,84D
VLR TAXA INSCR	8389	2001	245,00		59.752,84D
VLR TAXA INSCR	8397	2001	245,00		59.997,84D
VLR TAXA INSCR	8400	2001	245,00		60.242,84D
VLR TAXA INSCR	8419	2001	435,00		60.677,84D
VLR TAXA INSCR	8427	2001	245,00		60.922,84D
VLR TAXA INSCR	8435	2001	245,00		61.167,84D
VLR TAXA INSCR	8443	2001	245,00		61.412,84D
VLR TAXA INSCR	8451	2001	45,00		61.457,84D
VLR TAXA INSCR	8460	2001	245,00		61.702,84D
VLR TAXA INSCR	8478	2001	245,00		61.947,84D
VLR TAXA INSCR	8486	2001	245,00		62.192,84D
VLR TAXA INSCR	8494	2001	245,00		62.437,84D
VLR TAXA INSCR	8508	2001	140,00		62.577,84D
VLR TAXA INSCR	8516	2001	435,00		63.012,84D
VLR TAXA INSCR	8524	2001	435,00		63.447,84D
VLR TAXA INSCR	8532	2001	480,00		63.927,84D
VLR TAXA INSCR	8540	2001	345,00		64.272,84D
VLR TAXA INSCR	8559	2001	435,00		64.707,84D
VLR TAXA INSCR	8567	2001	450,00		65.157,84D
VLR TAXA INSCR	8575	2001	525,00		65.682,84D
VLR TAXA INSCR	8583	2001	245,00		65.927,84D
VLR TAXA INSCR SAMARA ANDRESSA GROSS	8591	2001	290,00		66.217,84D
VLR TAXA INSCR EVANDRO LUIZ MACHADO	8605	2001	1.215,00		67.432,84D
VLR TAXA INSCR THALINE MARTINS PIMENTA	8613	2001	245,00		67.677,84D
VLR TAXA INSCR LUIZ FELIPE R OLIVEIRA	8621	2001	254,00		67.931,84D
VLR TAXA INSCR DANIEL PORTELA W MEDEIROS	8630	2001	580,00		68.511,84D
VLR TAXA INSCR SAMUEL CUNHA O GIORDANI	8648	2001	580,00		69.091,84D
VLR TAXA INSCR NATONIEL F DE MELO	8656	2001	345,00		69.436,84D
VLR TAXA INSCR NATONIEL F DE MELO	8664	2001	580,00		70.016,84D
VLR TAXA INSCR	8672	2001	200,00		70.216,84D

MOORE STEPHENS METRI CONTABILIDADE LTDA

# Sociedade Botânica do Brasil

Razão nº 1 de 01/04/2012 a 30/09/2013

Página: 17



Histórico	Chave	Contra	Débito	Crédito	Saldo atual
<b>01/06/2012</b>					
VLR DEBITO TARIFAS DEP CHEQUE HSBC	8680	4615		7,60	70.209,24D
VLR TRANSF APLIC FINANCEIRA HSBC	8699	263		59.000,00	11.209,24D
<b>04/06/2012</b>					
VLR TAXA INSCR	8702	2001	245,00		11.464,24D
VLR TAXA INSCR DANIEL GASEL	8710	2001	45,00		11.419,24D
VLR TAXA INSCR	8729	2001	245,00		11.744,24D
VLR TAXA INSCR	8737	2001	245,00		11.989,24D
VLR TAXA INSCR	8745	2001	345,00		12.334,24D
VLR TAXA INSCR	8753	2001	435,00		12.769,24D
VLR TAXA INSCR	8761	2001	245,00		13.014,24D
VLR TAXA INSCR	8770	2001	435,00		13.449,24D
VLR TAXA INSCR	8788	2001	45,00		13.494,24D
VLR TAXA INSCR PAULO F S M ZAVIA	8796	2001	250,00		13.754,24D
VLR DEBITO TARIFAS DEP CHEQUE HSBC	8800	4615		1,52	13.752,72D
<b>05/06/2012</b>					
VLR TAXA INSCR	8818	2001	45,00		13.707,72D
VLR TAXA INSCR	8826	2001	90,00		13.897,72D
VLR TAXA INSCR	8834	2001	245,00		14.132,72D
VLR TAXA INSCR	8842	2001	140,00		14.272,72D
CHEQUE NR 81 PAGTO.ADTO.FORNECEDOR SYSTEMPRIME WEB - RICARDO LUCAS DA SILVA	8850	301		5.000,00	9.272,72D
<b>06/06/2012</b>					
VLR TAXA INSCR	8869	2001	245,00		9.027,72D
VLR TAXA INSCR	8877	2001	345,00		9.372,72D
VLR TAXA INSCR	8885	2001	260,00		10.132,72D
VLR TAXA INSCR	8893	2001	45,00		10.187,72D
VLR TAXA INSCR	8907	2001	370,00		10.557,72D
VLR DEBITO TARIFAS DEP CHEQUE HSBC	8915	4615		1,66	10.556,06D
<b>08/06/2012</b>					
VLR TAXA INSCR	8923	2001	290,00		10.806,06D
VLR TAXA INSCR	8931	2001	290,00		11.116,06D
VLR TAXA INSCR	8940	2001	325,00		11.441,06D
<b>11/06/2012</b>					
VLR TAXA INSCR BRENDA VILA NOVA SANTANA	8958	2001	45,00		11.486,06D
VLR DEBITO TARIFAS DEP CHEQUE HSBC	8966	4615		23,70	11.462,36D
<b>12/06/2012</b>					
VLR TAXA INSCR	8974	2001	50,00		11.512,36D
VLR TAXA INSCR	8982	2001	290,00		11.792,36D
VLR TAXA INSCR	8990	2001	45,00		11.837,36D
VLR TAXA INSCR	9008	2001	45,00		11.882,36D
VLR TAXA INSCR	9016	2001	45,00		11.927,36D
VLR TAXA INSCR THAIS MALDONADO RABELO	9024	2001	45,00		11.972,36D
<b>13/06/2012</b>					
VLR TAXA INSCR	9032	2001	290,00		12.262,36D
VLR TAXA INSCR CRISTIANO E A SILVEIRA JR	9040	2001	50,00		12.302,36D
<b>14/06/2012</b>					
VLR TAXA INSCR	9059	2001	370,00		12.672,36D
VLR TAXA INSCR	9067	2001	40,00		12.712,36D
VLR TAXA INSCR	9075	2001	40,00		12.752,36D
VLR TAXA INSCR	9083	2001	290,00		13.032,36D
VLR TRANSF APLIC FINANCEIRA HSBC	9091	263		12.000,00	1.032,36D
CHEQUE NR 82 PAGTOS.DIVERSOS EFETUADOS N/DATA	11304			3.060,00	2.027,66C
<b>15/06/2012</b>					
VLR RESGATE APLIC FINANCEIRA HSBC	9113	263	6.340,37		4.312,71D
VLR TAXA INSCR	9121	2001	45,00		4.357,71D
VLR TAXA INSCR	9130	2001	505,00		4.862,71D
VLR TAXA INSCR	9148	2001	55,00		4.917,71D
CHEQUE NR 83 PAGTO.ADTO.FORNECEDOR TEMPO BRASIL COMUN DESIGN LTDA	9156	301		3.800,00	1.117,71D
VLR DEBITO TARIFAS DEP CHEQUE HSBC	9164	4615		3,36	1.114,35D
<b>18/06/2012</b>					

**Sociedade Botânica do Brasil**  
Razão nº 1 de 01/04/2012 a 30/09/2013

Página: 18

<b>Histórico</b>	<b>Chave</b>	<b>Contra</b>	<b>Débito</b>	<b>Crédito</b>	<b>Saldo atual</b>
<b>18/06/2012</b>					
VLR TAXA INSCR THALINE MARTINS PIMENTA	9172	2001	45,00		1.159,35D
VLR DEBITO TARIFAS DEP CHEQUE HSBC	9180	4615		44,40	1.114,95D
<b>19/06/2012</b>					
VLR TAXA INSCR	9199	2001	280,00		1.394,95D
VLR TAXA INSCR	9202	2001	45,00		1.439,95D
VLR TAXA INSCR	9210	2001	280,00		1.719,95D
VLR TAXA INSCR LUIZ ADRIANO SILVA	9229	2001	50,00		1.769,95D
VLR TAXA INSCR	9237	2001	196,00		1.965,95D
<b>21/06/2012</b>					
VLR TAXA INSCR	9245	2001	280,00		2.245,95D
VLR TAXA INSCR THOMAS SASCHA SAMASSA MERK	9253	2001	280,00		2.525,95D
VLR TAXA INSCR	9261	2001	245,00		2.770,95D
<b>25/06/2012</b>					
VLR TAXA INSCR SECRET DA FAZENDA DO ESTADO	9270	2001	380,00		3.150,95D
VLR TAXA INSCR MOACYR B DIAS FILHO	9288	2001	505,00		3.655,95D
VLR TAXA INSCR SERGIO BASSANESI	9296	2001	245,00		3.900,95D
VLR TAXA INSCR	9300	2001	505,00		4.405,95D
<b>26/06/2012</b>					
VLR TAXA INSCR	9318	2001	280,00		4.685,95D
<b>27/06/2012</b>					
VLR TAXA INSCR	9326	2001	45,00		4.730,95D
VLR TAXA INSCR	9334	2001	675,00		5.405,95D
VLR TAXA INSCR	9342	2001	90,00		5.495,95D
VLR TAXA INSCR	9350	2001	45,00		5.540,95D
VLR TAXA INSCR	9369	2001	505,00		6.045,95D
<b>28/06/2012</b>					
VLR TAXA INSCR	9377	2001	280,00		6.325,95D
VLR TAXA INSCR	9385	2001	280,00		6.605,95D
VLR TAXA INSCR	9393	2001	50,00		6.655,95D
VLR TAXA INSCR	9407	2001	45,00		6.700,95D
VLR TAXA INSCR	9415	2001	280,00		6.980,95D
VLR TAXA INSCR CLAUDIO SERGIO LISI	9423	2001	675,00		7.655,95D
<b>29/06/2012</b>					
VLR TAXA INSCR	9431	2001	505,00		8.160,95D
VLR TAXA INSCR	9440	2001	280,00		8.440,95D
<b>02/07/2012</b>					
VLR TAXA INSCR	9466	2001	280,00		8.720,95D
VLR TAXA INSCR	9474	2001	675,00		9.395,95D
VLR TAXA INSCR	9482	2001	280,00		9.675,95D
VLR TAXA INSCR	9490	2001	46,00		9.721,95D
VLR TAXA INSCR	9504	2001	670,00		10.391,95D
VLR TAXA INSCR	9512	2001	280,00		10.671,95D
VLR TAXA INSCR	9520	2001	196,00		10.867,95D
VLR DEBITO JUROS BCO HSBC REF AO MES 06/12	9539	4602		1,88	10.866,07D
VLR DEBITO JUROS BCO HSBC REF AO MES 06/12	9547	4602		6,16	10.859,91D
VLR DEBITO IOF CFE. AVISO HSBC	9555	4608		7,79	10.852,12D
<b>03/07/2012</b>					
VLR TAXA INSCR	9644	2001	90,00		10.942,12D
VLR TAXA INSCR	9652	2001	45,00		10.987,12D
VLR TAXA INSCR	9660	2001	45,00		11.032,12D
<b>04/07/2012</b>					
VLR TAXA INSCR DANIELA GUIMARAES SIMAO	9458	2001	440,00		11.472,12D
VLR TAXA INSCR	9679	2001	280,00		11.752,12D
VLR TAXA INSCR	9687	2001	325,00		12.077,12D
VLR TAXA INSCR	9695	2001	280,00		12.357,12D
VLR TAXA INSCR	9709	2001	280,00		12.637,12D
<b>05/07/2012</b>					
VLR TAXA INSCR VITOR NOGALES VASCONCELOS	9725	2001	595,00		13.232,12D
VLR TAXA INSCR PRISCILA DA CUNHA PAES PEREIRA	9733	2001	280,00		13.512,12D
VLR TAXA INSCR	9741	2001	90,00		13.602,12D

# Sociedade Botanica do Brasil

Página: 19

Razão nº 1 de 01/04/2012 a 30/09/2013

Histórico	Chave	Contra	Débito	Crédito	Saldo atual
<b>05/07/2012</b>					
VLR TAXA INSCR	9750	2001	1 290,00		14 892,12D
VLR TAXA INSCR	9768	2001	280,00		15 172,12D
VLR TAXA INSCR	9776	2001	280,00		15 452,12D
VLR TAXA INSCR	9784	2001	280,00		15 732,12D
<b>06/07/2012</b>					
VLR DEBITO TARIFAS DEP CHEQUE HSBC	9563	4615		1,52	15 730,60D
VLR TAXA INSCR	9792	2001	280,00		16 010,60D
VLR TAXA INSCR	9806	2001	505,00		16 515,60D
VLR TAXA INSCR	9814	2001	280,00		16 795,60D
<b>09/07/2012</b>					
VLR TAXA INSCR	9822	2001	280,00		17 075,60D
VLR TAXA INSCR	9830	2001	45,00		17 120,60D
VLR TAXA INSCR	9849	2001	280,00		17 400,60D
<b>10/07/2012</b>					
VLR TAXA INSCR	9857	2001	505,00		17 905,60D
VLR TAXA INSCR	9865	2001	280,00		18 185,60D
VLR TAXA INSCR	9873	2001	40,00		18 225,60D
VLR TAXA INSCR	9881	2001	280,00		18 505,60D
VLR DEBITO TARIFAS DEP CHEQUE HSBC	9890	4615		23,70	18 481,90D
<b>11/07/2012</b>					
VLR TAXA INSCR	9903	2001	505,00		18 986,90D
VLR TAXA INSCR	9911	2001	505,00		19 491,90D
VLR TAXA INSCR	9920	2001	280,00		19 771,90D
VLR TAXA INSCR MARIA LUISA LORSCHTEITTE	9938	2001	675,00		20 446,90D
<b>12/07/2012</b>					
VLR TAXA INSCR	9946	2001	550,00		20 996,90D
VLR TAXA INSCR GOVERNO DO PARANA SECRETARIA D	9954	2001	765,00		21 761,90D
VLR TAXA INSCR	9962	2001	45,00		21 806,90D
VLR TAXA INSCR	9970	2001	595,00		22 401,90D
VLR TAXA INSCR	9989	2001	280,00		22 681,90D
VLR TAXA INSCR	9997	2001	45,00		22 726,90D
VLR TAXA INSCR	10006	2001	280,00		23 006,90D
<b>13/07/2012</b>					
VLR TAXA INSCR SECRETARIA DA FAZENDA DO ESTADO	10014	2001	1.790,00		24 796,90D
VLR TAXA INSCR	10022	2001	505,00		25 301,90D
VLR TAXA INSCR	10030	2001	505,00		25 806,90D
VLR TAXA INSCR	10049	2001	675,00		26 481,90D
VLR TAXA INSCR	10057	2001	280,00		26 761,90D
VLR TAXA INSCR	10065	2001	505,00		27 266,90D
<b>16/07/2012</b>					
VLR DEBITO TARIFAS DEP CHEQUE HSBC	9571	4615		1,68	27 265,22D
VLR TAXA INSCR	10073	2001	280,00		27 545,22D
VLR TAXA INSCR	10081	2001	280,00		27 825,22D
VLR TAXA INSCR	10090	2001	280,00		28 105,22D
CHEQUE NR 84 PAGTO ADTO.FORNECEDOR TEMPO BRASIL COMUN DESIGN LTDA	11339	301		3 800,00	24 305,22D
PAGTO FATURA 264025 MA AGENCIA DE VIAGENS E TURISMO LTDA	11347	7000		1 293,71	23 011,51D
<b>17/07/2012</b>					
VLR DEB TAR.BANC.CFE. AVISO HSBC	9580	4615		7,95	23 003,56D
VLR TAXA INSCR	10103	2001	505,00		23 508,56D
VLR TAXA INSCR	10111	2001	440,00		23 948,56D
VLR TAXA INSCR	10120	2001	675,00		24 623,56D
VLR TAXA INSCR ANGELO ALBERTO SCHNEIDER	10138	2001	675,00		25 298,56D
VLR TAXA INSCR	10146	2001	505,00		25 803,56D
VLR TAXA INSCR LUIZA FONSECA A PAULA	10154	2001	245,00		26 048,56D
<b>18/07/2012</b>					
VLR TAXA INSCR	10162	2001	440,00		26 488,56D
VLR TAXA INSCR	10170	2001	440,00		26 928,56D
VLR TAXA INSCR	10189	2001	505,00		27 433,56D
VLR TAXA INSCR	10197	2001	280,00		27 713,56D

# Sociedade Botanica do Brasil

Página: 20

Razão nº 1 de 01/04/2012 a 30/09/2013

Histórico	Chave	Contra	Débito	Crédito	Saldo atual
<b>19/07/2012</b>					
VLR DEBITO TARIFAS DEP CHEQUE HSBC	9598	4615		1,68	27 711,88D
VLR DEBITO TARIFAS DEP CHEQUE HSBC	9601	4615		1,52	27 710,36D
VLR TAXA INSCR	10200	2001	440,00		28 150,36D
VLR TAXA INSCR	10219	2001	280,00		28 430,36D
VLR TAXA INSCR	10227	2001	280,00		28 710,36D
VLR TAXA INSCR	10235	2001	440,00		29 150,36D
VLR TAXA INSCR	10243	2001	280,00		29 430,36D
VLR TAXA INSCR	10251	2001	45,00		29 475,36D
VLR TAXA INSCR	10260	2001	670,00		30 145,36D
CHEQUE NR 85 PAGTO ADTO FORNECEDOR SYSTEMPRIME WEB - RICARDO LUCAS DA SILVA	11355	301		5 000,00	25 145,36D
<b>20/07/2012</b>					
VLR DEBITO TARIFAS DEP CHEQUE HSBC	9610	4615		1,52	25 143,84D
VLR TAXA INSCR JOAO U M SANTOS	10278	2001	440,00		25 583,84D
VLR TAXA INSCR	10286	2001	380,00		25 963,84D
VLR TAXA INSCR	10294	2001	45,00		26 008,84D
VLR TAXA INSCR	10308	2001	505,00		26 513,84D
VLR TAXA INSCR	10316	2001	505,00		27 018,84D
VLR TAXA INSCR	10324	2001	40,00		27 058,84D
<b>23/07/2012</b>					
VLR TAXA INSCR	10332	2001	45,00		27 103,84D
VLR TAXA INSCR	10340	2001	505,00		27 608,84D
VLR TAXA INSCR	10359	2001	10,00		27 618,84D
VLR TAXA INSCR CARLOS GUSTAVO GRITZ RODR	10367	2001	505,00		28 123,84D
VLR TAXA INSCR	10375	2001	440,00		28 563,84D
VLR TAXA INSCR	10383	2001	505,00		29 068,84D
VLR TAXA INSCR	10391	2001	280,00		29 348,84D
VLR TAXA INSCR	10405	2001	280,00		29 628,84D
VLR TAXA INSCR	10413	2001	505,00		30 133,84D
<b>24/07/2012</b>					
VLR TAXA INSCR	10421	2001	280,00		30 413,84D
VLR TAXA INSCR	10430	2001	90,00		30 503,84D
<b>25/07/2012</b>					
VLR TAXA INSCR	10448	2001	45,00		30 548,84D
VLR TAXA INSCR	10456	2001	505,00		31 053,84D
VLR TAXA INSCR	10464	2001	440,00		31 493,84D
VLR TAXA INSCR	10472	2001	280,00		31 773,84D
VLR TAXA INSCR	10480	2001	440,00		32 213,84D
VLR TAXA INSCR	10499	2001	330,00		32 543,84D
<b>26/07/2012</b>					
VLR TAXA INSCR	10502	2001	165,00		32 708,84D
VLR TAXA INSCR CRISTIAN MATEUS ZERWES	10510	2001	280,00		32 988,84D
VLR TAXA INSCR	10529	2001	125,00		33 113,84D
VLR TAXA INSCR	10537	2001	325,00		33 438,84D
VLR TAXA INSCR FRANCINE COSTA ASSIS	10545	2001	505,00		33 943,84D
VLR TAXA INSCR	10553	2001	280,00		34 223,84D
VLR TAXA INSCR	10561	2001	440,00		34 663,84D
VLR TAXA INSCR	10570	2001	505,00		35 168,84D
VLR TAXA INSCR	10588	2001	280,00		35 448,84D
VLR TAXA INSCR	10596	2001	280,00		35 728,84D
VLR TAXA INSCR	10600	2001	505,00		36 233,84D
<b>27/07/2012</b>					
VLR TAXA INSCR	10618	2001	1.329,75		37 563,59D
VLR TAXA INSCR	10626	2001	280,00		37 843,59D
VLR TAXA INSCR	10634	2001	280,00		38 123,59D
VLR TAXA INSCR LUZICLEIA ARAUJO SOUZA	10642	2001	505,00		38 628,59D
VLR TAXA INSCR RONALDO VIVEIROS DE SOUSA	10650	2001	505,00		39 133,59D
VLR TAXA INSCR	10669	2001	280,00		39 413,59D
VLR TAXA INSCR	10677	2001	280,00		39 693,59D
VLR TAXA INSCR	10685	2001	200,00		39 893,59D

# Sociedade Botanica do Brasil

Razão nº 1 de 01/04/2012 a 30/09/2013

Histórico	Chave	Contra	Débito	Crédito	Saldo atual
<b>27/07/2012</b>					
VLR TAXA INSCR					
VLR TAXA INSCR	10693	2001	280,00		40.173,59D
VLR TAXA INSCR	10707	2001	505,00		40.678,59D
VLR TAXA INSCR	10715	2001	675,00		41.353,59D
VLR TAXA INSCR	10723	2001	505,00		41.858,59D
VLR TAXA INSCR	10731	2001	25,00		41.883,59D
VLR TAXA INSCR	10740	2001	280,00		42.163,59D
VLR TAXA INSCR	10758	2001	280,00		42.443,59D
VLR TAXA INSCR	10766	2001	505,00		42.948,59D
VLR TAXA INSCR RONALDO VICEIROS DE SOUSA	10774	2001	45,00		42.993,59D
<b>30/07/2012</b>					
VLR DEBITO TARIFAS DEP CHEQUE HSBC	9636	4615		1,52	42.992,07D
VLR TAXA INSCR	10782	2001	505,00		43.497,07D
VLR TAXA INSCR	10790	2001	280,00		43.777,07D
VLR TAXA INSCR	10804	2001	280,00		44.057,07D
VLR TAXA INSCR	10812	2001	440,00		44.497,07D
VLR TAXA INSCR	10820	2001	280,00		44.777,07D
VLR TAXA INSCR	10839	2001	280,00		45.057,07D
VLR TAXA INSCR	10847	2001	280,00		45.337,07D
VLR TAXA INSCR	10855	2001	440,00		45.777,07D
VLR TAXA INSCR	10863	2001	505,00		46.282,07D
VLR TAXA INSCR	10871	2001	505,00		46.787,07D
VLR TAXA INSCR	10880	2001	280,00		47.067,07D
VLR TAXA INSCR	10898	2001	280,00		47.347,07D
VLR TAXA INSCR	10901	2001	505,00		47.852,07D
VLR TAXA INSCR	10910	2001	280,00		48.132,07D
VLR TAXA INSCR	10928	2001	165,00		48.297,07D
VLR TAXA INSCR	10936	2001	280,00		48.577,07D
VLR TAXA INSCR	10944	2001	505,00		49.082,07D
VLR TAXA INSCR	10952	2001	280,00		49.362,07D
VLR TAXA INSCR	10960	2001	505,00		49.867,07D
VLR TAXA INSCR	10979	2001	675,00		50.542,07D
VLR TAXA INSCR	10987	2001	325,00		50.867,07D
VLR TAXA INSCR	10995	2001	440,00		51.307,07D
VLR TAXA INSCR JOSEFA GOMES S RUFINO	11002	2001	280,00		51.587,07D
VLR TAXA INSCR ISRAEL LOPES CUNHA NETO	11010	2001	280,00		51.867,07D
VLR TAXA INSCR MARIA DA GLORIA GONCALVES DE MELO	11029	2001	675,00		52.542,07D
VLR TAXA INSCR ROSY MARY S ISAIAS	11037	2001	440,00		52.982,07D
<b>31/07/2012</b>					
VLR DEBITO TARIFAS DEP CHEQUE HSBC	9628	4615		1,52	52.980,55D
VLR TAXA INSCR	11045	2001	505,00		53.485,55D
VLR TAXA INSCR	11053	2001	280,00		53.765,55D
VLR TAXA INSCR	11061	2001	245,00		54.010,55D
VLR TAXA INSCR	11070	2001	125,00		54.135,55D
VLR TAXA INSCR	11088	2001	280,00		54.415,55D
VLR TAXA INSCR	11096	2001	280,00		54.695,55D
VLR TAXA INSCR	11100	2001	280,00		54.975,55D
VLR TAXA INSCR	11118	2001	280,00		55.255,55D
VLR TAXA INSCR	11126	2001	280,00		55.535,55D
VLR TAXA INSCR	11134	2001	280,00		55.815,55D
VLR TAXA INSCR	11142	2001	505,00		56.320,55D
VLR TAXA INSCR	11150	2001	440,00		56.760,55D
VLR TAXA INSCR UNIVERSIDADE REG DO CARIRI	11169	2001	500,00		57.260,55D
VLR TAXA INSCR	11177	2001	280,00		57.540,55D
VLR TAXA INSCR	11185	2001	280,00		57.820,55D
VLR TAXA INSCR	11193	2001	330,00		58.150,55D
VLR TAXA INSCR	11207	2001	280,00		58.430,55D
VLR TAXA INSCR	11215	2001	280,00		58.710,55D
VLR TAXA INSCR	11223	2001	330,00		59.040,55D
VLR TAXA INSCR	11231	2001	45,00		59.085,55D
VLR TAXA INSCR JULIANA MARCIA ROGALSKI	11240	2001	725,00		59.810,55D

# Sociedade Botanica do Brasil

Razão nº 1 de 01/04/2012 a 30/09/2013

Histórico	Chave	Contra	Débito	Crédito	Saldo atual
<b>31/07/2012</b>					
VLR TAXA INSCR ANA PAULA SOUZA CAETANO	11268	2001	505,00		80 315,55D
VLR TAXA INSCR IVAN BECARI VIANA	11268	2001	280,00		80 595,55D
VLR TAXA INSCR PAULO OLIVEIRA BORGES	11274	2001	550,00		81 145,55D
VLR TAXA INSCR MARINES FERREIRA PIRES	11282	2001	505,00		81 650,55D
VLR TAXA INSCR NATALIA MACEDO IVANAUSKAS	11290	2001	440,00		82 090,55D
<b>01/08/2012</b>					
VLR TAXA INSCR TALLES BRUNO O ANJOS	11617	2001	45,00		82 135,55D
VLR TAXA INSCR	11630	2001	280,00		82 415,55D
VLR TAXA INSCR	11649	2001	505,00		82 920,55D
VLR TAXA INSCR	11657	2001	440,00		83 360,55D
VLR TAXA INSCR	11666	2001	675,00		84 035,55D
VLR TAXA INSCR	11673	2001	280,00		84 315,55D
VLR TAXA INSCR	11681	2001	505,00		84 820,55D
VLR TAXA INSCR	11690	2001	280,00		85 100,55D
VLR TAXA INSCR	11703	2001	505,00		85 605,55D
VLR TAXA INSCR	11711	2001	90,00		85 695,55D
VLR DEBITO TARIFAS DEP CHEQUE HSBC	11720	4615		1,52	85 694,03D
<b>02/08/2012</b>					
VLR TAXA INSCR TAYRINE VIEIRA MARTINS	11487	2001	370,00		86 064,03D
VLR TAXA INSCR DALVA GRACIANO	11495	2001	440,00		86 504,03D
VLR TAXA INSCR WILLAM DANTAS OLIVEIRA	11509	2001	280,00		86 784,03D
VLR TAXA INSCR	11738	2001	440,00		87 224,03D
VLR TAXA INSCR	11746	2001	505,00		87 729,03D
VLR TAXA INSCR	11754	2001	440,00		88 169,03D
VLR TAXA INSCR	11762	2001	440,00		88 609,03D
VLR TAXA INSCR	11770	2001	280,00		88 889,03D
VLR DEBITO TARIFAS DEP CHEQUE HSBC	11789	4615		3,04	88 885,99D
<b>03/08/2012</b>					
VLR TAXA INSCR FLAVIA MARIA KAZUE KURITA	11479	2001	550,00		69 435,99D
VLR TAXA INSCR	11797	2001	505,00		69 940,99D
VLR TAXA INSCR	11800	2001	45,00		69 985,99D
VLR TAXA INSCR	11819	2001	280,00		70 265,99D
VLR TAXA INSCR	11827	2001	505,00		70 770,99D
VLR TAXA INSCR	11835	2001	280,00		71 050,99D
VLR TAXA INSCR	11843	2001	505,00		71 555,99D
VLR TAXA INSCR	11851	2001	280,00		71 835,99D
VLR TAXA INSCR	11860	2001	280,00		72 115,99D
VLR TAXA INSCR	11878	2001	440,00		72 555,99D
VLR TAXA INSCR	11886	2001	725,00		73 280,99D
VLR DEBITO TARIFAS DEP CHEQUE HSBC	11894	4615		1,52	73 279,47D
<b>06/08/2012</b>					
VLR TAXA INSCR	11908	2001	55,00		73 334,47D
VLR TAXA INSCR	11916	2001	165,00		73 499,47D
VLR TAXA INSCR	11924	2001	20,00		73 519,47D
VLR TAXA INSCR	11932	2001	280,00		73 799,47D
VLR TAXA INSCR	11940	2001	675,00		74 474,47D
VLR TAXA INSCR	11959	2001	720,00		75 194,47D
VLR TAXA INSCR	11967	2001	80,00		75 274,47D
VLR TAXA INSCR	11975	2001	675,00		75 949,47D
VLR TAXA INSCR	11983	2001	505,00		76 454,47D
VLR TAXA INSCR	11991	2001	505,00		76 959,47D
VLR TAXA INSCR	12009	2001	5,00		76 964,47D
VLR TAXA INSCR	12017	2001	280,00		77 244,47D
VLR TAXA INSCR	12025	2001	280,00		77 524,47D
VLR TAXA INSCR	12033	2001	505,00		78 029,47D
VLR TAXA INSCR	12041	2001	440,00		78 469,47D
VLR TAXA INSCR	12050	2001	55,00		78 524,47D
VLR TAXA INSCR	12068	2001	45,00		78 569,47D
VLR TAXA INSCR	12076	2001	370,00		78 939,47D
VLR TAXA INSCR	12084	2001	720,00		79 659,47D

# Sociedade Botanica do Brasil

Página 23

Razão nº 1 de 01/04/2012 a 30/09/2013

Histórico	Chave	Contra	Débito	Crédito	Saldo atual
<b>06/08/2012</b>					
VLR TAXA INSCR	12092	2001	675,00		80.334,47D
VLR TAXA INSCR	12106	2001	675,00		81.009,47D
VLR TAXA INSCR	12114	2001	675,00		81.684,47D
VLR TAXA INSCR	12122	2001	440,00		82.124,47D
VLR TAXA INSCR	12130	2001	440,00		82.564,47D
VLR DEBITO TARIFAS DEP CHEQUE HSBC	12149	4615		1,52	82.562,95D
<b>07/08/2012</b>					
PAGTO DUPLIC. Nº 1657 OPERA EVENTOS CORPORATIVOS LTDA	11428	1004		14.077,50	68.485,45D
VLR TAXA INSCR	12157	2001	55,00		68.540,45D
VLR TAXA INSCR	12165	2001	45,00		68.585,45D
VLR TAXA INSCR	12173	2001	675,00		69.260,45D
VLR TAXA INSCR	12181	2001	55,00		69.315,45D
VLR TAXA INSCR	12190	2001	440,00		69.755,45D
VLR TAXA INSCR	12203	2001	330,00		70.085,45D
VLR TAXA INSCR	12211	2001	280,00		70.365,45D
VLR TAXA INSCR	12220	2001	45,00		70.410,45D
VLR TAXA INSCR	12238	2001	280,00		70.690,45D
VLR TAXA INSCR	12246	2001	280,00		70.970,45D
VLR TAXA INSCR	12254	2001	505,00		71.475,45D
VLR TAXA INSCR	12262	2001	505,00		71.980,45D
VLR TAXA INSCR	12270	2001	675,00		72.655,45D
VLR TAXA INSCR	12289	2001	280,00		72.935,45D
VLR TAXA INSCR	12297	2001	45,00		72.980,45D
VLR TAXA INSCR	12300	2001	840,00		73.820,45D
VLR TAXA INSCR	12319	2001	560,00		74.380,45D
VLR TAXA INSCR	12327	2001	505,00		74.885,45D
VLR TAXA INSCR	12335	2001	440,00		75.325,45D
VLR TAXA INSCR	12343	2001	675,00		76.000,45D
VLR TAXA INSCR	12351	2001	330,00		76.330,45D
VLR DEBITO TARIFAS DEP CHEQUE HSBC	12360	4615		1,52	76.328,93D
<b>08/08/2012</b>					
VLR TAXA INSCR	12378	2001	550,00		76.878,93D
VLR TAXA INSCR	12386	2001	490,00		77.368,93D
VLR TAXA INSCR	12394	2001	280,00		77.648,93D
VLR TAXA INSCR	12408	2001	280,00		77.928,93D
VLR TAXA INSCR	12416	2001	280,00		78.208,93D
VLR TAXA INSCR	12424	2001	280,00		78.488,93D
VLR TAXA INSCR	12432	2001	505,00		78.993,93D
VLR TAXA INSCR	12440	2001	505,00		79.498,93D
VLR TAXA INSCR	12459	2001	505,00		80.003,93D
VLR TAXA INSCR	12467	2001	280,00		80.283,93D
VLR TAXA INSCR	12475	2001	280,00		80.563,93D
VLR TAXA INSCR	12483	2001	505,00		81.068,93D
VLR TAXA INSCR	12491	2001	505,00		81.573,93D
VLR TAXA INSCR	12505	2001	505,00		82.078,93D
VLR TAXA INSCR	12513	2001	280,00		82.358,93D
VLR TAXA INSCR	12521	2001	280,00		82.638,93D
VLR TAXA INSCR	12530	2001	280,00		82.918,93D
VLR TAXA INSCR	12548	2001	45,00		82.963,93D
VLR TAXA INSCR	12556	2001	45,00		83.008,93D
VLR TAXA INSCR	12564	2001	560,00		83.568,93D
VLR TAXA INSCR	12572	2001	280,00		83.848,93D
VLR TAXA INSCR	12580	2001	550,00		84.398,93D
VLR TAXA INSCR	12599	2001	325,00		84.723,93D
VLR TAXA INSCR	12602	2001	785,00		85.508,93D
VLR TAXA INSCR	12610	2001	440,00		85.948,93D
VLR DEBITO TARIFAS TED INTERNET	12629	4615		7,95	85.940,98D
VLR DEBITO TARIFAS DEP CHEQUE HSBC	12637	4615		3,04	85.937,94D
<b>09/08/2012</b>					
VLR TAXA INSCR	12645	2001	675,00		86.612,94D

# Sociedade Botânica do Brasil

Razão nº 1 de 01/04/2012 a 30/09/2013

**Histórico**

	Chave	Contra	Débito	Crédito	Saldo atual
<b>09/08/2012</b>					
VLR TAXA INSCR					86 892,94D
VLR TAXA INSCR	12663	2001	280,00		87 172,94D
VLR TAXA INSCR	12661	2001	280,00		87 452,94D
VLR TAXA INSCR	12670	2001	280,00		87 732,94D
VLR TAXA INSCR CYNTHIA DE OLIVEIRA	12688	2001	280,00		88 012,94D
VLR TAXA INSCR	12696	2001	505,00		88 517,94D
VLR TAXA INSCR	12700	2001	280,00		88 797,94D
VLR TAXA INSCR	12718	2001	280,00		89 077,94D
VLR TAXA INSCR	12726	2001	280,00		89 357,94D
VLR TAXA INSCR	12734	2001	280,00		89 637,94D
VLR TAXA INSCR VALERIA F PAIVA	12742	2001	280,00		90 312,94D
VLR TAXA INSCR	12750	2001	675,00		90 592,94D
VLR TAXA INSCR	12769	2001	280,00		90 872,94D
VLR TAXA INSCR	12777	2001	280,00		91 152,94D
VLR TAXA INSCR	12785	2001	280,00		91 432,94D
VLR TAXA INSCR	12793	2001	280,00		91 712,94D
VLR TAXA INSCR DENILSON F PERALTA	12807	2001	440,00		92 152,94D
VLR TAXA INSCR MARIO MOURA RIBEIRO	12815	2001	280,00		92 432,94D
VLR TAXA INSCR	12823	2001	40,00		92 472,94D
VLR TAXA INSCR	12831	2001	280,00		92 752,94D
VLR TAXA INSCR	12840	2001	330,00		93 032,94D
VLR TAXA INSCR	12858	2001	45,00		93 312,94D
VLR TAXA INSCR	12866	2001	280,00		93 592,94D
VLR TAXA INSCR	12874	2001	280,00		93 872,94D
VLR TAXA INSCR	12882	2001	280,00		94 152,94D
VLR TAXA INSCR	12890	2001	440,00		94 432,94D
VLR TAXA INSCR	12904	2001	280,00		94 712,94D
VLR TAXA INSCR	12912	2001	550,00		95 262,94D
VLR TAXA INSCR	12920	2001	45,00		95 542,94D
VLR TAXA INSCR	12939	2001	280,00		95 822,94D
VLR DEBITO TARIFAS ENTRADA DE TITULOS	12947	4615		38,10	95 860,84D
VLR DEBITO TARIFAS DEP CHEQUE HSBC	12955	4615		1,52	95 862,36D
<b>10/08/2012</b>					
VLR REEMBOLSO TAXA INSCR JULIANA MARCIA ROGALSKI	11541	2001		725,00	96 587,36D
VLR TAXA INSCR	12963	2001	280,00		96 867,36D
VLR TAXA INSCR	12971	2001	505,00		97 372,36D
VLR TAXA INSCR	12980	2001	280,00		97 652,36D
VLR TAXA INSCR	12998	2001	325,00		97 977,36D
VLR TAXA INSCR	13005	2001	325,00		98 302,36D
VLR TAXA INSCR	13013	2001	505,00		98 807,36D
VLR TAXA INSCR	13021	2001	45,00		99 352,36D
VLR TAXA INSCR	13030	2001	280,00		99 632,36D
VLR TAXA INSCR	13048	2001	280,00		99 912,36D
VLR TAXA INSCR	13056	2001	280,00		100 192,36D
VLR TAXA INSCR	13064	2001	50,00		100 472,36D
VLR TAXA INSCR	13072	2001	280,00		100 752,36D
VLR TAXA INSCR	13080	2001	280,00		101 032,36D
VLR TAXA INSCR	13099	2001	280,00		101 312,36D
VLR TAXA INSCR	13102	2001	280,00		101 592,36D
VLR TAXA INSCR	13110	2001	280,00		101 872,36D
VLR TAXA INSCR	13129	2001	280,00		102 152,36D
VLR TAXA INSCR	13137	2001	505,00		102 657,36D
VLR TAXA INSCR	13145	2001	280,00		102 937,36D
VLR TAXA INSCR	13153	2001	280,00		103 217,36D
VLR TAXA INSCR	13161	2001	505,00		103 722,36D
VLR TAXA INSCR	13170	2001	280,00		104 002,36D
VLR TAXA INSCR	13188	2001	280,00		104 282,36D
VLR TAXA INSCR	13196	2001	675,00		104 957,36D
VLR TAXA INSCR	13200	2001	440,00		105 397,36D
VLR TAXA INSCR	13218	2001	280,00		105 677,36D
VLR TAXA INSCR	13226	2001	440,00		106 117,36D


**Sociedade Botânica do Brasil**  
Razão nº 1 de 01/04/2012 a 30/09/2013

Histórico	Chave	Contra	Débito	Crédito	Saldo atual
10/08/2012					
VLR TAXA INSCR	13234	2501	505,00		100.820,32D
VLR TAXA INSCR	13242	2501	445,00		104.265,32D
VLR TAXA INSCR	13250	2501	285,00		104.549,32D
VLR TAXA INSCR	13259	2501	445,00		104.994,32D
VLR TAXA INSCR	13277	2501	285,00		105.279,32D
VLR TAXA INSCR	13285	2501	285,00		105.564,32D
VLR TAXA INSCR	13293	2501	875,00		106.218,32D
VLR TAXA INSCR	13307	2501	505,00		106.723,32D
VLR TAXA INSCR	13315	2501	45,00		106.768,32D
VLR TAXA INSCR	13323	2501	505,00		107.273,32D
VLR TAXA INSCR	13331	2501	325,00		107.598,32D
VLR TAXA INSCR	13340	2501	505,00		108.103,32D
VLR TAXA INSCR	13358	2501	280,00		108.383,32D
VLR TAXA INSCR	13366	2501	505,00		108.888,32D
VLR TAXA INSCR	13374	2501	875,00		109.583,32D
VLR TAXA INSCR	13382	2501	280,00		109.843,32D
VLR TAXA INSCR	13390	2501	280,00		110.123,32D
VLR TAXA INSCR	13404	2501	505,00		110.628,32D
VLR TAXA INSCR	13412	2501	875,00		111.303,32D
VLR TAXA INSCR	13420	2501	875,00		111.978,32D
VLR TAXA INSCR	13439	2501	280,00		112.258,32D
VLR TAXA INSCR	13447	2501	280,00		112.538,32D
VLR TAXA INSCR	13455	2501	280,00		112.818,32D
VLR TAXA INSCR	13463	2501	440,00		113.258,32D
VLR TAXA INSCR	13471	2501	280,00		113.538,32D
VLR TAXA INSCR	13480	2501	280,00		113.818,32D
VLR TAXA INSCR	13488	2501	280,00		114.098,32D
VLR TAXA INSCR	13501	2501	280,00		114.378,32D
VLR TAXA INSCR	13510	2501	280,00		114.658,32D
VLR TAXA INSCR	13528	2501	505,00		115.163,32D
VLR TAXA INSCR	13536	2501	175,00		115.338,32D
VLR TAXA INSCR	13544	2501	440,00		115.778,32D
VLR TAXA INSCR	13552	2501	280,00		116.058,32D
VLR TAXA INSCR	13560	2501	505,00		116.563,32D
VLR TAXA INSCR	13579	2501	280,00		116.843,32D
VLR TAXA INSCR	13587	2501	280,00		117.123,32D
VLR TAXA INSCR	13595	2501	280,00		117.403,32D
VLR TAXA INSCR	13609	2501	280,00		117.683,32D
VLR TAXA INSCR	13617	2501	280,00		117.963,32D
VLR TAXA INSCR	13625	2501	280,00		118.243,32D
VLR TAXA INSCR	13633	2501	280,00		118.523,32D
VLR TAXA INSCR	13641	2501	280,00		118.803,32D
VLR TAXA INSCR	13650	2501	280,00		119.083,32D
VLR TAXA INSCR	13658	2501	280,00		119.363,32D
VLR TAXA INSCR	13676	2501	440,00		119.803,32D
VLR TAXA INSCR	13684	2501	505,00		120.308,32D
VLR TAXA INSCR	13692	2501	200,00		120.508,32D
VLR TAXA INSCR	13706	2501	280,00		120.788,32D
VLR TAXA INSCR	13714	2501	280,00		121.068,32D
VLR TAXA INSCR	13722	2501	505,00		121.573,32D
VLR TAXA INSCR	13730	2501	505,00		122.078,32D
VLR TAXA INSCR	13749	2501	505,00		122.583,32D
VLR TAXA INSCR	13757	2501	280,00		122.863,32D
VLR TAXA INSCR	13765	2501	280,00		123.143,32D
VLR TAXA INSCR BIRGIT HARTE MARQUES	13773	2501	875,00		123.818,32D
VLR TAXA INSCR	13781	2501	440,00		124.258,32D
VLR TAXA INSCR TANIA FIGUEIREDO PINTO ALMEIDA	13790	2501	280,00		124.538,32D
VLR TAXA INSCR	13803	2501	505,00		125.043,32D
VLR TAXA INSCR	13811	2501	505,00		125.548,32D
VLR TAXA INSCR ESALQ E MARIA DE FATIMA DE ARAUJO	13820		1.115,00		126.663,32D

10

**Sociedade Botânica do Brasil**  
Razão nº 1 de 01/04/2012 a 30/09/2013

Histórico	Chave	Contra	Débito	Crédito	Saldo atual
<b>10/08/2012</b>					
VLR TAXA INSCR	13838	2001	440,00		127.103,32D
VLR TAXA INSCR	13846	2001	440,00		127.543,32D
VLR TAXA INSCR	13854	2001	505,00		128.048,32D
VLR TAXA INSCR	13862	2001	440,00		128.488,32D
VLR TAXA INSCR CARLA LUCIANE BENTES NOGUEIRA	13870	2001	505,00		128.993,32D
VLR TAXA INSCR	13889	2001	45,00		129.038,32D
VLR TAXA INSCR	13897	2001	440,00		129.478,32D
VLR TAXA INSCR CARLOS APARECIDO LOPES	13900	2001	280,00		129.758,32D
VLR TAXA INSCR ANDREZA VIANA NERI	13919	2001	440,00		130.198,32D
VLR TAXA INSCR FUN MUN MEIO AMBIENTE E AGRI P	13927	2001	675,00		130.873,32D
VLR TAXA INSCR RENATA MARIA S A MEIRA	13935	2001	440,00		131.313,32D
VLR TAXA INSCR ANDRE LUIZ C M A SANTIAGO	13943	2001	280,00		131.593,32D
VLR TAXA INSCR MICHELINE CARVALHO SILVA	13951	2001	440,00		132.033,32D
VLR TAXA INSCR	13960	2001	90,00		132.123,32D
VLR TAXA INSCR	13978	2001	45,00		132.168,32D
VLR TAXA INSCR MILENA SCARAMUSSA PASTRO	13986	2001	280,00		132.448,32D
VLR TAXA INSCR BRUNO PALKA MIRANDA	13994	2001	45,00		132.493,32D
VLR TAXA INSCR DENISE F LIMA ALVES	14001	2001	280,00		132.773,32D
VLR TAXA INSCR ANA LUIZA ARRAES A ASSIS	14010	2001	505,00		133.278,32D
VLR TAXA INSCR RENATA RIBEIRO SIMPLICIO	14028	2001	325,00		133.603,32D
VLR TAXA INSCR ELLEN CRISTINA D CARVALHO	14036	2001	505,00		134.108,32D
VLR TAXA INSCR PEDRO MESQUITA FONSECA	14044	2001	280,00		134.388,32D
VLR TAXA INSCR PEDRO MESQUITA FONSECA	14052	2001	45,00		134.433,32D
VLR TAXA INSCR BRUNO PALKA MIRANDA	14060	2001	280,00		134.713,32D
VLR TAXA INSCR NIVEA DIAS DOS SANTOS	14079	2001	675,00		135.388,32D
VLR TAXA INSCR GILMAR ALVES LIMA JUNIOR	14087	2001	505,00		135.893,32D
VLR TAXA INSCR FRANCISMAR F ALVES AGUIAR	14095	2001	675,00		136.568,32D
VLR TAXA INSCR MARIA F FREITAS	14109	2001	440,00		137.008,32D
VLR TAXA INSCR ANDRE MAURICIO M.SANTOS	14117	2001	280,00		137.288,32D
VLR TAXA INSCR NEUZA M DE CASTRO	14125	2001	440,00		137.728,32D
VLR TAXA INSCR ROBERTO IANNUZZI	14133	2001	675,00		138.403,32D
VLR TAXA INSCR SOCIEDADE CHAUA	14141	2001	505,00		138.908,32D
VLR TAXA INSCR JACANAN ELOISA DE FREITAS	14150	2001	505,00		139.413,32D
VLR TAXA INSCR MICHELLA YAMAMURA B SILVA	14168	2001	505,00		139.918,32D
VLR TAXA INSCR DENISE P.DA COSTA	14176	2001	440,00		140.358,32D
VLR TAXA INSCR ANDREIA A REZENDE	14184	2001	440,00		140.798,32D
VLR TAXA INSCR FRANKLIN GALVAO	14192	2001	675,00		141.473,32D
VLR TAXA INSCR FREDERICO ROCHA R.ALVES	14206	2001	505,00		141.978,32D
VLR TAXA INSCR PATRICIA C.OLIVEIRA	14214	2001	280,00		142.258,32D
VLR DEBITO TARIFAS DEP CHEQUE HSBC	14222	4615		23,70	142.234,62D
VLR DEBITO TARIFAS DEP CHEQUE HSBC	14230	4615		6,08	142.228,54D
CHEQUE NR 86 PAGTO NF 8580 HOTEL DA VILA LTDA EPP	16896	1661		234,00	141.994,54D
<b>13/08/2012</b>					
PAGTO DUPLIC. Nº 20945 IMPRESSUL INDUSTRIA GRAFICA LTDA	11592			995,68	140.998,86D
PAGTO DUPLIC. Nº 1724 GRAF EDITORA E PAPELARIA ZF LTDA	11622	7501		636,00	140.362,86D
VLR TAXA INSCR	14249	2001	1.115,00		141.477,86D
VLR TAXA INSCR	14257	2001	280,00		141.757,86D
VLR TAXA INSCR	14265	2001	280,00		142.037,86D
VLR TAXA INSCR	14273	2001	720,00		142.757,86D
VLR TAXA INSCR	14281	2001	280,00		143.037,86D
VLR TAXA INSCR	14290	2001	280,00		143.317,86D
VLR TAXA INSCR	14303	2001	505,00		143.822,86D
VLR TAXA INSCR	14311	2001	310,00		144.132,86D
VLR TAXA INSCR	14320	2001	280,00		144.412,86D
VLR TAXA INSCR	14338	2001	280,00		144.692,86D
VLR TAXA INSCR	14346	2001	440,00		145.132,86D
VLR TAXA INSCR	14354	2001	505,00		145.637,86D
VLR TAXA INSCR	14362	2001	280,00		145.917,86D
VLR TAXA INSCR	14370	2001	280,00		146.197,86D
VLR TAXA INSCR	14389	2001	440,00		146.637,86D



**Sociedade Botânica do Brasil**  
Razão nº 1 de 01/04/2012 a 30/09/2013

Histórico	Chave	Contra	Débito	Crédito	Saldo atual
<b>13/08/2012</b>					
VLR TAXA INSCR	14397	2001	505,00		147.142,86D
VLR TAXA INSCR	14400	2001	505,00		147.647,86D
VLR TAXA INSCR	14419	2001	330,00		147.977,86D
VLR TAXA INSCR	14427	2001	280,00		148.257,86D
VLR TAXA INSCR	14435	2001	330,00		148.587,86D
VLR TAXA INSCR	14443	2001	505,00		149.092,86D
VLR TAXA INSCR	14451	2001	330,00		149.422,86D
VLR TAXA INSCR	14460	2001	280,00		149.702,86D
VLR TAXA INSCR	14478	2001	280,00		149.982,86D
VLR TAXA INSCR	14486	2001	300,00		150.282,86D
VLR TAXA INSCR	14494	2001	280,00		150.562,86D
VLR TAXA INSCR	14508	2001	280,00		150.842,86D
VLR TAXA INSCR	14516	2001	300,00		151.142,86D
VLR TAXA INSCR	14524	2001	505,00		151.647,86D
VLR TAXA INSCR	14532	2001	550,00		152.197,86D
VLR TAXA INSCR	14540	2001	300,00		152.497,86D
VLR TAXA INSCR	14559	2001	505,00		153.002,86D
VLR TAXA INSCR	14567	2001	505,00		153.507,86D
VLR TAXA INSCR	14575	2001	440,00		153.947,86D
VLR TAXA INSCR	14583	2001	280,00		154.227,86D
VLR TAXA INSCR	14591	2001	550,00		154.777,86D
VLR TAXA INSCR	14605	2001	675,00		155.452,86D
VLR TAXA INSCR	14613	2001	1.350,00		156.802,86D
VLR TAXA INSCR JOSE AVELINO DA COSTA JUNIOR	14621	2001	300,00		157.102,86D
VLR TAXA INSCR ANA LUCIA DA SILVA LIMA	14648	2001	720,00		157.822,86D
VLR TAXA INSCR JOS ROBERTO R.PINTO	14656	2001	495,00		158.317,86D
VLR TAXA INSCR VIANA ALVARINHO DOS SANTOS	14664	2001	300,00		158.617,86D
VLR TAXA INSCR JULIANA LISCHKA S.MAYER	14672	2001	45,00		158.662,86D
VLR TAXA INSCR JUMARA MARQUES DE SOUZA	14680	2001	550,00		159.212,86D
VLR TAXA INSCR EDSON FERREIRA DUARTE	14699	2001	730,00		159.942,86D
VLR DEBITO TARIFAS DEP CHEQUE HSBC	14702	4615		9,12	159.933,74D
VLR DEBITO TARIFAS DEP CHEQUE HSBC	14710	4615		1,68	159.932,06D
<b>14/08/2012</b>					
VLR TAXA INSCR	14729	2001	550,00		160.482,06D
VLR TAXA INSCR	14737	2001	505,00		160.987,06D
VLR TAXA INSCR	14745	2001	80,00		161.067,06D
VLR TAXA INSCR SIMEY THURY VIEIRA FISCH	14753	2001	440,00		161.507,06D
VLR TAXA INSCR VANILDE CITADINI ZANETTE	14761	2001	300,00		161.807,06D
VLR TAXA INSCR JOAO PAULO SCARDUA COELHO	14770	2001	550,00		162.357,06D
VLR TAXA INSCR	14788	2001	300,00		162.657,06D
VLR TAXA INSCR	14796	2001	300,00		162.957,06D
VLR TAXA INSCR	14800	2001	380,00		163.337,06D
VLR TAXA INSCR	14818	2001	300,00		163.637,06D
VLR TAXA INSCR	14826	2001	300,00		163.937,06D
VLR TAXA INSCR	14834	2001	280,00		164.217,06D
VLR TAXA INSCR	14842	2001	300,00		164.517,06D
VLR TAXA INSCR	14850	2001	495,00		165.012,06D
VLR TAXA INSCR	14869	2001	550,00		165.562,06D
VLR TAXA INSCR	14877	2001	300,00		165.862,06D
VLR TAXA INSCR	14885	2001	300,00		166.162,06D
VLR TAXA INSCR	14893	2001	300,00		166.462,06D
VLR TAXA INSCR	14907	2001	550,00		167.012,06D
VLR TAXA INSCR	14915	2001	300,00		167.312,06D
VLR TAXA INSCR	14923	2001	300,00		167.612,06D
VLR TAXA INSCR	14931	2001	325,00		167.937,06D
VLR TAXA INSCR	14940	2001	300,00		168.237,06D
VLR TAXA INSCR	14958	2001	550,00		168.787,06D
VLR TAXA INSCR	14966	2001	280,00		169.067,06D
VLR TAXA INSCR	14974	2001	300,00		169.367,06D
VLR TAXA INSCR	14982	2001	300,00		169.667,06D

# Sociedade Botanica do Brasil

Página 28

Razão nº 1 de 01/04/2012 a 30/09/2013

Histórico	Chave	Contra	Débito	Crédito	Saldo atual
<b>14/08/2012</b>					
VLR TAXA INSCR	14990	2001	300,00		169.967,060
VLR TAXA INSCR	15008	2001	300,00		170.267,060
VLR TAXA INSCR	15016	2001	300,00		170.567,060
VLR TAXA INSCR SEBASTIAO PEREIRA PACHECO	15024	2001	300,00		170.867,060
VLR TAXA INSCR PERLA MONTEIRO DE CARVALHO	15032	2001	300,00		171.167,060
VLR TAXA INSCR	15040	2001	550,00		171.717,060
VLR TAXA INSCR	15059	2001	495,00		172.212,060
VLR TAXA INSCR NATALIA BERNARDES SILVA	15067	2001	300,00		172.512,060
VLR TAXA INSCR	15076	2001	550,00		173.062,060
VLR TAXA INSCR FERNANDO ROBERTO MARTINS	15083	2001	730,00		173.792,060
VLR TAXA INSCR REGINA V M SILVA	15091	2001	495,00		174.287,060
VLR TAXA INSCR FUNARBE	15106	2001	1.010,00		175.297,060
VLR TAXA INSCR	15113	2001	550,00		175.847,060
VLR TAXA INSCR TIAGO ALVES DE ARAUJO	15121	2001	300,00		176.147,060
VLR TAXA INSCR CIBELE CARDOSO DE CASTRO	15130	2001	495,00		176.642,060
VLR TAXA INSCR IZABELA FERREIRA FIALHO	15148	2001	280,00		176.922,060
VLR TAXA INSCR BRUNO FERNANDES FALCAO	15166	2001	300,00		177.222,060
VLR TAXA INSCR	15164	2001	345,00		177.567,060
VLR TAXA INSCR	15172	2001	300,00		177.867,060
VLR TAXA INSCR	15180	2001	300,00		178.167,060
VLR DEBITO TARIFAS DEP CHEQUE HSBC	15199	4815		4,56	178.162,500
VLR DEBITO TARIFAS DEP CHEQUE HSBC	15202	4815		15,90	178.146,600
<b>15/08/2012</b>					
PAGTO ADTO FORNECEDOR TEMPO BRASIL COMUN DESIGN LTDA	11688	301		7.600,00	170.546,600
VLR TAXA INSCR	15210	2001	20,00		170.566,600
VLR TAXA INSCR	15229	2001	300,00		170.866,600
VLR TAXA INSCR	15237	2001	550,00		171.416,600
VLR TAXA INSCR	15245	2001	300,00		171.716,600
VLR TAXA INSCR	15253	2001	550,00		172.266,600
VLR TAXA INSCR	15261	2001	300,00		172.566,600
VLR TAXA INSCR	15270	2001	495,00		173.061,600
VLR TAXA INSCR	15288	2001	550,00		173.611,600
VLR TAXA INSCR	15296	2001	730,00		174.341,600
VLR TAXA INSCR	15300	2001	300,00		174.641,600
VLR TAXA INSCR	15318	2001	300,00		174.941,600
VLR TAXA INSCR	15326	2001	300,00		175.241,600
VLR TAXA INSCR	15334	2001	345,00		175.586,600
VLR TAXA INSCR	15342	2001	730,00		176.316,600
VLR TAXA INSCR	15350	2001	495,00		176.811,600
VLR TAXA INSCR	15369	2001	300,00		177.111,600
VLR TAXA INSCR	15377	2001	495,00		177.606,600
VLR TAXA INSCR	15385	2001	300,00		177.906,600
VLR TAXA INSCR	15393	2001	325,00		178.231,600
VLR TAXA INSCR	15407	2001	300,00		178.531,600
VLR TAXA INSCR	15415	2001	300,00		178.831,600
VLR TAXA INSCR	15423	2001	730,00		179.561,600
VLR TAXA INSCR	15431	2001	550,00		180.111,600
VLR TAXA INSCR	15440	2001	300,00		180.411,600
VLR TAXA INSCR	15458	2001	300,00		180.711,600
VLR TAXA INSCR	15466	2001	300,00		181.011,600
VLR TAXA INSCR	15474	2001	45,00		181.056,600
VLR TAXA INSCR	15482	2001	45,00		181.101,600
VLR TAXA INSCR	15490	2001	300,00		181.401,600
VLR TAXA INSCR	15504	2001	300,00		181.701,600
VLR TAXA INSCR	15512	2001	440,00		182.141,600
VLR TAXA INSCR	15520	2001	300,00		182.441,600
VLR TAXA INSCR FERNANDO ROBERTO MARTINS	15539	2001	495,00		182.936,600
VLR TAXA INSCR	15547	2001	730,00		183.666,600
VLR TAXA INSCR	15555	2001	300,00		183.966,600
VLR TAXA INSCR	15563	2001	300,00		184.266,600

## Sociedade Botanica do Brasil

Razão nº 1 de 01/04/2012 a 30/09/2013

Histórico	Chave	Contra	Débito	Crédito	Saldo atual
<b>15/08/2012</b>					
VLR TAXA INSCR DEBORAH ARAGAO SOARES	15571	2001	505,00		184.771,60D
VLR TAXA INSCR LIANE TEREZINHA DORNELES	15580	2001	730,00		185.501,60D
VLR TAXA INSCR SARAH C C OLIVEIRA	15598	2001	300,00		185.801,60D
VLR TAXA INSCR	15601	2001	550,00		186.351,60D
VLR TRANSF APLIC FINANCEIRA HSBC	15610	263		170.000,00	16.351,60D
<b>16/08/2012</b>					
VLR TAXA INSCR	15628	2001	675,00		17.026,60D
VLR TAXA INSCR	15636	2001	505,00		17.531,60D
VLR TAXA INSCR	15644	2001	300,00		17.831,60D
VLR TAXA INSCR MARILENA M SILVA CONDE	15652	2001	300,00		18.131,60D
VLR TAXA INSCR	15660	2001	280,00		18.411,60D
VLR TAXA INSCR	15679	2001	300,00		18.711,60D
VLR DEBITO TARIFAS DEP CHEQUE HSBC	15687	4615		3,04	18.708,56D
<b>17/08/2012</b>					
VLR TAXA INSCR FADESP	15695	2001	550,00		19.258,56D
VLR TAXA INSCR	15709	2001	380,00		19.638,56D
VLR TAXA INSCR	15717	2001	300,00		19.938,56D
VLR TAXA INSCR	15725	2001	550,00		20.488,56D
VLR TAXA INSCR	15733	2001	300,00		20.788,56D
VLR TAXA INSCR	15741	2001	300,00		21.088,56D
VLR TAXA INSCR	15750	2001	45,00		21.133,56D
VLR TAXA INSCR	15768	2001	730,00		21.863,56D
VLR TAXA INSCR	15776	2001	550,00		22.413,56D
VLR TAXA INSCR	15784	2001	300,00		22.713,56D
VLR TAXA INSCR	15792	2001	300,00		23.013,56D
VLR TAXA INSCR	15806	2001	45,00		23.058,56D
<b>20/08/2012</b>					
VLR TAXA INSCR FUNDACAO ARTHUR BERNARDES	15814	2001	495,00		23.553,56D
VLR TAXA INSCR	15822	2001	300,00		23.853,56D
VLR TAXA INSCR JORGE LUIZ YOUNG	15830	2001	45,00		23.898,56D
VLR TAXA INSCR	15849	2001	550,00		24.448,56D
VLR TAXA INSCR	15857	2001	345,00		24.793,56D
VLR TAXA INSCR	15865	2001	505,00		25.298,56D
VLR TAXA INSCR	15873	2001	550,00		25.848,56D
VLR TAXA INSCR	15881	2001	45,00		25.893,56D
VLR DEBITO TARIFAS DEP CHEQUE HSBC	15890	4615		1,52	25.892,04D
<b>21/08/2012</b>					
VLR TAXA INSCR	15903	2001	730,00		26.622,04D
VLR TAXA INSCR	15911	2001	300,00		26.922,04D
VLR TAXA INSCR	15920	2001	300,00		27.222,04D
VLR TAXA INSCR	15938	2001	300,00		27.522,04D
VLR TAXA INSCR	15946	2001	300,00		27.822,04D
VLR TAXA INSCR	15954	2001	300,00		28.122,04D
VLR TAXA INSCR	15962	2001	300,00		28.422,04D
VLR TAXA INSCR MAYRA MALVEZZI RODRIGUES	15970	2001	300,00		28.722,04D
VLR TAXA INSCR JULIANE NANCY LIMA PORTO	15989	2001	300,00		29.022,04D
VLR TAXA INSCR	15997	2001	595,00		29.617,04D
VLR TAXA INSCR	16004	2001	300,00		29.917,04D
VLR TAXA INSCR	16012	2001	300,00		30.217,04D
<b>22/08/2012</b>					
VLR TAXA INSCR	16020	2001	300,00		30.517,04D
VLR TAXA INSCR	16039	2001	550,00		31.067,04D
VLR TAXA INSCR	16047	2001	20,00		31.087,04D
VLR TAXA INSCR	16055	2001	495,00		31.582,04D
<b>23/08/2012</b>					
VLR TAXA INSCR	16063	2001	300,00		31.882,04D
VLR TAXA INSCR	16071	2001	300,00		32.182,04D
VLR TAXA INSCR	16080	2001	300,00		32.482,04D
VLR TAXA INSCR	16098	2001	300,00		32.782,04D
VLR TAXA INSCR	16101	2001	300,00		33.082,04D

**Sociedade Botânica do Brasil**  
Razão nº 1 de 01/04/2012 a 30/09/2013

<b>Histórico</b>	<b>Chave</b>	<b>Contra</b>	<b>Débito</b>	<b>Crédito</b>	<b>Saldo atual</b>
<b>23/08/2012</b>					
VLR TAXA INSCR					
VLR TAXA INSCR	16110	2001	300,00		33 382,04D
VLR TAXA INSCR	16128	2001	495,00		33 877,04D
VLR TAXA INSCR	16136	2001	550,00		34 427,04D
VLR TAXA INSCR	16144	2001	300,00		34 727,04D
VLR TAXA INSCR	16152	2001	45,00		34 772,04D
VLR TAXA INSCR	16160	2001	300,00		35 072,04D
VLR TAXA INSCR	16179	2001	300,00		35 372,04D
VLR TAXA INSCR LUIZA COUTINHO MARTINS	16187	2001	300,00		35 672,04D
VLR TAXA INSCR LUIZA COUTINHO MARTINS	16195	2001	300,00		35 972,04D
VLR TAXA INSCR BENOIT FRANCIS P LOEUILLE	16209	2001	730,00		36 702,04D
VLR TAXA INSCR MARIA JOSE DOS SANTOS BRAZAO	16217	2001	730,00		37 432,04D
VLR TAXA INSCR BRUNO DOS SANTOS RABELO	16225	2001	550,00		37 982,04D
<b>24/08/2012</b>					
VLR TAXA INSCR					
VLR TAXA INSCR	16233	2001	40,00		38 022,04D
VLR TAXA INSCR	16241	2001	300,00		38 322,04D
VLR TAXA INSCR	16250	2001	300,00		38 622,04D
VLR TAXA INSCR	16268	2001	550,00		39 172,04D
VLR TAXA INSCR	16276	2001	300,00		39 472,04D
VLR TAXA INSCR	16284	2001	45,00		39 517,04D
VLR TAXA INSCR	16292	2001	45,00		39 562,04D
VLR TAXA INSCR	16306	2001	550,00		40 112,04D
VLR TAXA INSCR	16314	2001	370,00		40 482,04D
VLR TAXA INSCR	16322	2001	550,00		41 032,04D
VLR TAXA INSCR	16330	2001	730,00		41 762,04D
VLR TAXA INSCR	16349	2001	495,00		42 257,04D
VLR TAXA INSCR	16357	2001	550,00		42 807,04D
VLR TAXA INSCR	16365	2001	550,00		43 357,04D
VLR TAXA INSCR	16373	2001	550,00		43 907,04D
VLR TAXA INSCR	16381	2001	210,00		44 117,04D
VLR TAXA INSCR	16390	2001	300,00		44 417,04D
VLR TAXA INSCR	16403	2001	550,00		44 967,04D
VLR TAXA INSCR	16411	2001	730,00		45 697,04D
VLR TAXA INSCR	16420	2001	550,00		46 247,04D
VLR TAXA INSCR	16438	2001	730,00		46 977,04D
VLR TAXA INSCR	16446	2001	730,00		47 707,04D
VLR TAXA INSCR	16454	2001	300,00		48 007,04D
VLR TAXA INSCR	16462	2001	300,00		48 307,04D
VLR TAXA INSCR SHIRLEY RANGEL GERMANO	16470	2001	550,00		48 857,04D
VLR TAXA INSCR	16489	2001	495,00		49 352,04D
VLR TAXA INSCR FUNDACAO UNIVERSIDADE DE BRASILIA-FUB	16497	2001	40,00		49 392,04D
VLR TAXA INSCR	16500	2001	1.150,00		50 542,04D
VLR TAXA INSCR LUIZ MARIVANDO BARROS	16519	2001	300,00		50 842,04D
VLR TAXA INSCR MICHELLE CRISTINA SAMPAIO	16527	2001	550,00		51 392,04D
VLR TAXA INSCR AMANDA FERREIRA COTTA	16535	2001	300,00		51 692,04D
VLR TAXA INSCR	16543	2001	600,00		52 292,04D
<b>27/08/2012</b>					
VLR TAXA INSCR					
VLR TAXA INSCR PAULA K.DA SILVA MOTA	16551	2001	200,00		52 492,04D
VLR TAXA INSCR	16560	2001	300,00		52 792,04D
VLR TAXA INSCR VINICIUS MESSAS COTARELLI	16578	2001	45,00		52 837,04D
VLR TAXA INSCR	16586	2001	730,00		53 567,04D
VLR TAXA INSCR	16594	2001	300,00		53 867,04D
VLR TAXA INSCR	16608	2001	300,00		54 167,04D
VLR TAXA INSCR	16616	2001	45,00		54 212,04D
VLR TAXA INSCR MENEZES MENEZES SERVS AMBIENTAIS LTDA	16624	2001	495,00		54 707,04D
VLR TAXA INSCR	16632	2001	45,00		54 752,04D
VLR TAXA INSCR	16640	2001	300,00		55 052,04D
VLR TAXA INSCR PEDRO BARRAL DE SA	16659	2001	550,00		55 602,04D
VLR DEBITO TARIFAS DEP CHEQUE HSBC	16667	4615			55 602,04D
VLR DEBITO TARIFA ENTRADA DE TITULOS	16675	4615		1,52	55 600,52D
<b>28/08/2012</b>				12,70	55 587,82D

**Sociedade Botanica do Brasil**  
Razão nº 1 de 01/04/2012 a 30/09/2013

Histórico	Chave	Contra	Débito	Crédito	Saldo atual
<b>28/08/2012</b>					
VLR TAXA INSCR	16683	2001	730,00		56.317,82D
VLR TAXA INSCR	16691	2001	45,00		56.362,82D
VLR TAXA INSCR	16705	2001	22,00		56.384,82D
VLR TAXA INSCR	16713	2001	550,00		56.934,82D
VLR TAXA INSCR	16721	2001	40,00		56.974,82D
VLR TAXA INSCR	16730	2001	300,00		57.274,82D
VLR DEBITO TARIFAS DEP CHEQUE HSBC	16748	4615		1,52	57.273,30D
<b>29/08/2012</b>					
VLR REEMBOLSO TAXA INSCR ANTONIO CARLITO B DOS SANTOS	11550	2001		45,00	57.228,30D
VLR TAXA INSCR	16756	2001	550,00		57.778,30D
VLR TAXA INSCR	16764	2001	45,00		57.823,30D
VLR DEBITO TARIFA ENTRADA DE TITULOS	16772	4615		19,05	57.804,25D
<b>30/08/2012</b>					
VLR TAXA INSCR INST FED DOS RS/CAMPUS SERTAO	14630	2001	725,00		58.529,25D
VLR TAXA INSCR	16780	2001	45,00		58.574,25D
VLR TAXA INSCR	16799	2001	730,00		59.304,25D
VLR DEBITO TARIFA DOC INTERNET	16802	4615		7,95	59.296,30D
<b>31/08/2012</b>					
PAGTO RET S/INF 1657 OPERA EVENTOS CORPORATIVOS LTDA	11533	1659		697,50	58.598,80D
VLR TAXA INSCR TECNOLACH INDUSTRIAL LTDA	16810	2001	2.000,00		60.598,80D
VLR TAXA INSCR	16829	2001	45,00		60.643,80D
VLR TAXA INSCR	16837	2001	45,00		60.688,80D
VLR TAXA INSCR	16845	2001	1.150,00		61.838,80D
VLR TAXA INSCR	16853	2001	280,00		62.118,80D
VLR TAXA INSCR	16861	2001	45,00		62.163,80D
VLR TAXA INSCR	16870	2001	40,00		62.203,80D
VLR DEBITO TARIFA DOC INTERNET	16888	4615		7,95	62.195,85D
<b>03/09/2012</b>					
VLR TAXA INSCR BOOK SERVICES LIVR	16926	2001	1.500,00		63.695,85D
VLR TAXA INSCR	16969	2001	45,00		63.740,85D
VLR TAXA INSCR	16977	2001	45,00		63.785,85D
VLR ADTO.ATRIO HOTEIS SA SCP PRINZ S HO	16985	301		8.028,00	55.757,85D
VLR ADTO.ATRIO HOTEIS SA IBIS JOINVILLE	16993	301		4.770,00	50.987,85D
VLR ADTO.ATRIO HOTEIS SA MERCURE JOIN P	17000	301		4.524,00	46.463,85D
VLR DEBITO TARIFA ENTRADA DE TITULOS	17019	4615		44,45	46.419,40D
<b>04/09/2012</b>					
VLR TAXA INSCR	17027	2001	40,00		46.459,40D
VLR TAXA INSCR	17035	2001	45,00		46.504,40D
VLR DEBITO TARIFA TED INTERNET	17043	4615		23,85	46.480,55D
<b>05/09/2012</b>					
VLR TAXA INSCR	17051	2001	495,00		46.975,55D
<b>06/09/2012</b>					
VLR TAXA INSCR	17060	2001	775,00		47.750,55D
<b>10/09/2012</b>					
VLR TAXA INSCR	17078	2001	495,00		48.245,55D
VLR TAXA INSCR	17086	2001	495,00		48.740,55D
VLR TAXA INSCR	17094	2001	495,00		49.235,55D
PAGTO FATURA FA00009347 MAC AG DE VIAGENS E TUR LTDA	17108	7000		1.144,64	48.090,91D
VLR DEB TAR BANC CFE AVISO HSBC	17116	4615		23,70	48.067,21D
<b>11/09/2012</b>					
VLR TAXA INSCR	17124	2001	300,00		48.367,21D
<b>12/09/2012</b>					
VLR TAXA INSCR	17132	2001	300,00		48.667,21D
VLR TAXA INSCR GABRIEL NICOLINI	17140	2001	300,00		48.967,21D
<b>13/09/2012</b>					
VLR TAXA INSCR	17169	2001	1.800,00		50.767,21D
VLR TAXA INSCR	17167	2001	495,00		51.262,21D
VLR TAXA INSCR RAUL BOING	17176	2001	40,00		51.302,21D
VLR TAXA INSCR NATHALIA H AZEVEDO PEREIRA	17183	2001	90,00		51.392,21D
<b>14/09/2012</b>					

*FA*

# Sociedade Botanica do Brasil

Página: 32

Razão nº 1 de 01/04/2012 a 30/09/2013

Histórico	Chave	Contra	Débito	Crédito	Saldo atual
<b>14/09/2012</b>					
VLR TAXA INSCR	17191	2001	10,00		51.402,21D
VLR TAXA INSCR	17205	2001	300,00		51.702,21D
PAGTO DUPLIC. Nº 1663 OPERA EVENTOS CORPORATIVOS LTDA	17213	1004		14.077,50	37.624,71D
VLR DEBITO TARIFA ENTRADA DE TITULOS	17221	4615		6,35	37.618,36D
VLR DEBITO TARIFAS DEP CHEQUE HSBC	17230	4615		1,52	37.616,84D
<b>17/09/2012</b>					
VLR TAXA INSCR	17248	2001	300,00		37.916,84D
VLR TAXA INSCR	17256	2001	55,00		37.971,84D
PAGTO DUPLIC. Nº 13 LYGIA VENY SOUZA DA SILVA CASAS	17264	2633		2.500,00	35.471,84D
VLR ADTO TEMPO BRASIL COMUN & DESIGN LTDA	17272	301		7.692,38	27.779,46D
VLR DEBITO TARIFA TED INTERNET	17280	4615		7,95	27.771,51D
<b>18/09/2012</b>					
VLR TAXA INSCR	17299	2001	45,00		27.816,51D
VLR TAXA INSCR	17302	2001	495,00		28.311,51D
VLR TAXA INSCR	17310	2001	495,00		28.806,51D
VLR DEBITO TARIFA TED INTERNET	17329	4615		7,95	28.798,56D
VLR DEBITO TARIFAS DEP CHEQUE HSBC	17337	4615		1,52	28.797,04D
<b>20/09/2012</b>					
VLR TAXA INSCR	17345	2001	45,00		28.842,04D
VLR TAXA INSCR	17353	2001	730,00		29.572,04D
PAGTO IRRF REF. NF 1657 OPERA EVENTOS CORPORATIVOS LTDA	17361	1652		225,00	29.347,04D
<b>21/09/2012</b>					
VLR TAXA INSCR	17370	2001	300,00		29.647,04D
VLR TAXA INSCR	17388	2001	300,00		29.947,04D
VLR TAXA INSCR	17396	2001	10,00		29.957,04D
VLR TAXA INSCR	17400	2001	45,00		30.002,04D
<b>24/09/2012</b>					
VLR TAXA INSCR	17418	2001	300,00		30.302,04D
VLR TAXA INSCR	17426	2001	45,00		30.347,04D
VLR DEBITO TARIFA ENTRADA DE TITULOS	17434	4615		19,05	30.327,99D
<b>25/09/2012</b>					
VLR TAXA INSCR	17442	2001	40,00		30.367,99D
PAGTO FATURA FA00009533 MAC VIAGENS & EVENTOS-RJ	17450	7000		15.872,79	14.495,20D
<b>26/09/2012</b>					
VLR TAXA INSCR SBS SPECIAL BOOK SERVICES LIVRARIA	17469	2001	1.000,00		15.495,20D
VLR TAXA INSCR INSTIT EUVALDO LODI DE SANT	17477	2001	730,00		16.225,20D
VLR TAXA INSCR	17485	2001	90,00		16.315,20D
VLR DEBITO TARIFAS DEP CHEQUE HSBC	17493	4615		1,52	16.313,68D
<b>27/09/2012</b>					
VLR TAXA INSCR	17507	2001	495,00		16.808,68D
VLR TAXA INSCR	17515	2001	45,00		16.853,68D
VLR TAXA INSCR	17523	2001	495,00		17.348,68D
<b>28/09/2012</b>					
CHEQUE NR 90 PAGTO FATURA 9597 MAC VIAGENS & EVENTOS-RJ	16950	7000		730,66	16.618,02D
VLR TAXA INSCR	17531	2001	495,00		17.113,02D
VLR TAXA INSCR NARCISIO COSTA BIGIO	17540	2001	300,00		17.413,02D
VLR TAXA INSCR	17558	2001	45,00		17.458,02D
VLR TAXA INSCR	17566	2001	495,00		17.953,02D
VLR TAXA INSCR VANILDE CITADINI ZANETTE	17574	2001	495,00		18.448,02D
PAGTO RET S/NF 1663 OPERA EVENTOS CORPORATIVOS LTDA	17647	1659		697,50	17.750,52D
VLR TAXA INSCR	17655	2001	730,00		18.480,52D
VLR TAXA INSCR FERNANDA GONZAGA DE PAIVA	17663	2001	40,00		18.520,52D
VLR TAXA INSCR	17680	2001	300,00		18.820,52D
VLR TAXA INSCR	17698	2001	300,00		19.120,52D
VLR TAXA INSCR	17701	2001	300,00		19.420,52D
VLR DEBITO TARIFAS DEP CHEQUE HSBC	17710	4615		1,68	19.418,84D
<b>01/10/2012</b>					
VLR TAXA INSCR	17728	2001	1.750,00		21.168,84D
VLR TAXA INSCR	17736	2001	495,00		21.663,84D
VLR TAXA INSCR	17744	2001	730,00		22.393,84D

**Sociedade Botanica do Brasil**  
Razão nº 1 de 01/04/2012 a 30/09/2013

Página: 33

<b>Histórico</b>	<b>Chave</b>	<b>Contra</b>	<b>Débito</b>	<b>Crédito</b>	<b>Saldo atual</b>
<b>01/10/2012</b>					
VLR TAXA INSCR	17752	2001	300,00		22.693,84D
VLR TAXA INSCR	17760	2001	40,00		22.733,84D
VLR DEBITO TARIFA ENTRADA DE TITULOS	17779	4615		19,05	22.714,79D
<b>02/10/2012</b>					
VLR TAXA INSCR	17787	2001	2.000,00		24.714,79D
VLR TAXA INSCR	17795	2001	320,00		25.034,79D
VLR TAXA INSCR	17809	2001	610,00		25.644,79D
<b>03/10/2012</b>					
VLR TAXA INSCR	17817	2001	320,00		25.964,79D
VLR TAXA INSCR	17825	2001	90,00		26.054,79D
<b>08/10/2012</b>					
VLR TAXA INSCR	17833	2001	610,00		26.664,79D
VLR TAXA INSCR NADIA ROQUE	17841	2001	580,00		27.244,79D
VLR DEBITO TARIFA ENTRADA DE TITULOS	17850	4615		12,70	27.232,09D
VLR DEBITO TARIFA BAIXA/DEV TITULOS	17868	4615		19,62	27.212,47D
<b>09/10/2012</b>					
VLR TAXA INSCR	17876	2001	320,00		27.532,47D
<b>10/10/2012</b>					
VLR TAXA INSCR	17884	2001	45,00		27.577,47D
VLR TAXA INSCR	17892	2001	45,00		27.622,47D
VLR DEBITO TARIFA MANUT CTA	17906	4615		23,70	27.598,77D
VLR DEBITO TARIFA DE CONTRATO	17914	4615		40,00	27.558,77D
VLR DEBITO TARIFA MANUT DE TITULOS	17922	4615		12,90	27.545,87D
<b>11/10/2012</b>					
VLR TAXA INSCR	17930	2001	1.750,00		29.295,87D
VLR TAXA INSCR	17949	2001	320,00		29.615,87D
VLR TAXA INSCR ARILDO DE SOUZA DIAS	17957	2001	670,00		30.285,87D
VLR TAXA INSCR	17965	2001	90,00		30.375,87D
VLR TAXA INSCR	17973	2001	320,00		30.695,87D
VLR DEBITO TARIFAS DEP CHEQUE HSBC	17981	4615		1,68	30.694,19D
VLR DEBITO TARIFAS DEP CHEQUE HSBC	17990	4615		1,52	30.692,67D
VLR ADTO FORN MOORE STEPHENS METRI CONTABILIDADE LTDA	18694	301		2.000,00	28.692,67D
<b>15/10/2012</b>					
VLR TAXA INSCR	18007	2001	365,00		29.057,67D
VLR TAXA INSCR	18015	2001	730,00		29.787,67D
VLR TAXA INSCR	18023	2001	45,00		29.832,67D
VLR TAXA INSCR PEDRO DE A TELLES MACARI	18031	2001	320,00		30.152,67D
<b>16/10/2012</b>					
PAGTO DUPLIC. Nº 14 LYGIA VENY SOUZA DA SILVA CASAS	18686	2633		2.500,00	27.652,67D
<b>17/10/2012</b>					
VLR TAXA INSCR	18040	2001	580,00		28.232,67D
VLR DEB TAR.BANC.CFE. AVISO HSBC	18708	4615		7,95	28.224,72D
<b>18/10/2012</b>					
VLR TAXA INSCR	18058	2001	45,00		28.269,72D
VLR TAXA INSCR	18066	2001	45,00		28.314,72D
VLR DEBITO TARIFAS DEP CHEQUE HSBC	18074	4615		1,52	28.313,20D
PAGTO FATURA FA00009800 MAC VIAGENS & EVENTOS-RJ	18651	7000		890,16	27.423,04D
PAGTO FATURA FA00009809 MAC VIAGENS & EVENTOS-RJ	18660	7000		5.123,86	22.299,18D
<b>19/10/2012</b>					
VLR TAXA INSCR	18082	2001	610,00		22.909,18D
VLR TAXA INSCR	18090	2001	800,00		23.709,18D
VLR DEBITO TARIFA MANUT DE TITULOS	18104	4615		12,70	23.696,48D
CHEQUE NR 92 PAGTO ADTO OPERA EVENTOS CORPORATIVOS LTDA	18619	301		14.077,50	9.618,98D
PAGTO RET REF NF 1663 OPERA EVENTOS CORPORATIVOS LTDA	18627	1652		225,00	9.393,98D
PAGTO FATURA FA00009565 MAC VIAGENS & EVENTOS-RJ	18635	7000		8.006,22	1.387,76D
PAGTO FATURA FA00009636 MAC VIAGENS & EVENTOS-RJ	18643	7000		3.841,75	2.453,99C
<b>22/10/2012</b>					
VLR RESGATE APLIC FINANC HSBC	18112	263	10.293,92		7.839,93D
VLR TAXA INSCR	18120	2001	130,00		7.969,93D
VLR TAXA INSCR	18139	2001	130,00		8.099,93D

# Sociedade Botanica do Brasil

Página: 34

Razão nº 1 de 01/04/2012 a 30/09/2013

Histórico	Chave	Contra	Débito	Crédito	Saldo atual
<b>22/10/2012</b>					
VLR TAXA INSCR	18147	2001	130,00		8.229,93D
VLR TAXA INSCR	18155	2001	45,00		8.274,93D
VLR DEBITO TARIFAS DEP CHEQUE HSBC	18163	4615		1,68	8.273,25D
VLR DEBITO TARIFA MANUT DE TITULOS	18171	4615		6,54	8.266,71D
VLR DEBITO TARIFA MANUT DE TITULOS	18180	4615		18,30	8.248,41D
VLR DEBITO TARIFAS DEP CHEQUE HSBC	18198	4615		1,52	8.246,89D
<b>23/10/2012</b>					
VLR TAXA INSCR	18201	2001	320,00		8.566,89D
VLR TAXA INSCR	18210	2001	320,00		8.886,89D
VLR TAXA INSCR	18228	2001	130,00		9.016,89D
VLR DEB.TAR.BANC.CFE.AVISO HSBC	18236	4615		44,40	8.972,49D
PAGTO FATURA FA00009853 MAC VIAGENS & EVENTOS-RJ	18589	7000		590,08	8.382,41D
PAGTO FATURA FA00009850 MAC VIAGENS & EVENTOS-RJ	18597	7000		653,94	7.728,47D
PAGTO FATURA FA00009857 MAC VIAGENS & EVENTOS-RJ	18600	7000		1.616,33	6.112,14D
<b>24/10/2012</b>					
VLR TAXA INSCR	18244	2001	2.500,00		8.612,14D
VLR DEBITO TARIFA MANUT DE TITULOS	18252	4615		6,35	8.605,79D
<b>25/10/2012</b>					
VLR RESGATE APLIC FINANC HSBC	18260	263	20.188,46		28.794,25D
VLR TAXA INSCR	18279	2001	120,00		28.914,25D
VLR TAXA INSCR	18287	2001	85,00		28.999,25D
VLR TAXA INSCR	18295	2001	175,00		29.174,25D
<b>26/10/2012</b>					
VLR TAXA INSCR	18309	2001	1.000,00		30.174,25D
VLR TAXA INSCR	18317	2001	130,00		30.304,25D
VLR TAXA INSCR	18325	2001	45,00		30.349,25D
VLR TAXA INSCR	18333	2001	300,00		30.649,25D
VLR TAXA INSCR	18341	2001	130,00		30.779,25D
VLR DEBITO TARIFA MANUT DE TITULOS	18350	4615		57,15	30.722,10D
VLR ADTO ATRIO HOTEIS SA IBIS JOINVILLE	18554	301		10.930,00	19.792,10D
VLR ADTO ATRIO HOTEIS SA MERCURE JOIN P	18562	301		15.581,60	4.210,50D
PAGTO FATURA FA00009944 MAC VIAGENS & EVENTOS-RJ (JOSE RUBENS PIRANI)	18570	7000		338,63	3.871,87D
<b>29/10/2012</b>					
VLR TAXA INSCR	18368	2001	575,00		4.446,87D
VLR TAXA INSCR ANTONIO C BEZERRA DOS SANTOS	18376	2001	20,00		4.466,87D
VLR TAXA INSCR ANTONIO C BEZERRA DOS SANTOS	18384	2001	20,00		4.486,87D
VLR TAXA INSCR MARIO DOBNER JUNIOR	18392	2001	220,00		4.706,87D
VLR DEBITO TARIFA MANUT DE TITULOS	18406	4615		6,54	4.700,33D
VLR DEB.TAR.BANC.CFE.AVISO HSBC	18716	4615		15,90	4.684,43D
<b>30/10/2012</b>					
VLR RESGATE APLIC FINANC HSBC	18414	263	38.998,02		43.682,45D
VLR TAXA INSCR	18422	2001	1.750,00		45.432,45D
VLR TAXA INSCR	18430	2001	40,00		45.472,45D
VLR TAXA INSCR MIGUEL F.KOLODIUK	18449	2001	320,00		45.792,45D
VLR TAXA INSCR ANGELA M.S.FONSECA VAZ	18457	2001	580,00		46.372,45D
VLR DEBITO TARIFAS DEP CHEQUE HSBC	18465	4615		1,52	46.370,93D
<b>31/10/2012</b>					
VLR TAXA INSCR	18473	2001	4.310,00		60.680,93D
VLR TAXA INSCR	18481	2001	45,00		50.725,93D
VLR TAXA INSCR	18490	2001	20,00		50.745,93D
VLR TAXA INSCR RENATA SEBASTIANI	18503	2001	130,00		50.875,93D
VLR TAXA INSCR	18511	2001	20,00		50.895,93D
VLR TAXA INSCR ORLANDO C.DE PAULA	18520	2001	130,00		51.025,93D
VLR TAXA INSCR FRANCISCO J.OLIVEIRA	18538	2001	495,00		51.520,93D
VLR DEBITO TARIFA MANUT DE TITULOS	18546	4615		12,70	51.508,23D
<b>01/11/2012</b>					
VLR TAXA INSCR	18767	2001	20,00		51.528,23D
VLR TAXA INSCR	18775	2001	45,00		51.573,23D
VLR TAXA INSCR	18783	2001	20,00		51.593,23D

**Sociedade Botanica do Brasil**  
Razão nº 1 de 01/04/2012 a 30/09/2013

<b>Histórico</b>	<b>Chave</b>	<b>Contra</b>	<b>Débito</b>	<b>Crédito</b>	<b>Saldo atual</b>
<b>01/11/2012</b>					
VLR TAXA INSCR	18791	2001	45,00		51.638,23D
VLR TAXA INSCR	18805	2001	320,00		51.958,23D
VLR TAXA INSCR	18813	2001	20,00		51.978,23D
VLR TAXA INSCR	18821	2001	90,00		52.068,23D
VLR DEB TAR BANC CFE AVISO HSBC BANK BRASIL S/A	18830	4615		7,95	52.060,28D
VLR DEBITO JUROS HSBC BANK BRASIL S/A	18848	4601		0,01	52.060,27D
VLR DEBITO JUROS HSBC BANK BRASIL S/A	18856	4601		5,76	52.054,51D
VLR DEBITO JUROS HSBC BANK BRASIL S/A	18864	4601		24,01	52.030,50D
VLR DEBITO IDF CFE AVISO HSBC BANK BRASIL S/A	18872	4608		9,63	52.020,87D
VLR ADTO IGREJA EVANGELICA QUADRANGULAR	22063	301		5.000,00	47.020,87D
<b>05/11/2012</b>					
VLR TAXA INSCR	18880	2001	20,00		47.040,87D
VLR TAXA INSCR	18899	2001	20,00		47.060,87D
VLR TAXA INSCR	18902	2001	45,00		47.105,87D
VLR TAXA INSCR	18910	2001	130,00		47.235,87D
VLR TAXA INSCR	18929	2001	50,00		47.285,87D
VLR TAXA INSCR	18937	2001	20,00		47.305,87D
VLR TAXA INSCR	18945	2001	320,00		47.625,87D
VLR TAXA INSCR	18953	2001	320,00		47.945,87D
VLR TAXA INSCR	18961	2001	610,00		48.555,87D
VLR TAXA INSCR	18970	2001	320,00		48.875,87D
VLR TAXA INSCR	18988	2001	320,00		49.195,87D
VLR TAXA INSCR	18996	2001	130,00		49.325,87D
PAGTO FATURA Nº 10010 MAC AG DE VIAGENS E TURISMO LTDA	21857	7000		863,04	48.462,83D
PAGTO FATURA Nº 9987 MAC AG DE VIAGENS E TURISMO LTDA	21873	7000		3.241,76	45.221,07D
PAGTO FATURA Nº 10027 MAC AG DE VIAGENS E TURISMO LTDA	21890	7000		14.952,80	30.268,27D
PAGTO FATURA Nº 10002 MAC AG DE VIAGENS E TURISMO LTDA	21911	7000		332,32	29.935,95D
PAGTO FATURA Nº 9992 MAC AG DE VIAGENS E TURISMO LTDA	21938	7000		333,13	29.602,82D
PAGTO FATURA Nº 9998 MAC AG DE VIAGENS E TURISMO LTDA	21954	7000		394,24	29.208,58D
PAGTO FATURA Nº 10001 MAC AG DE VIAGENS E TURISMO LTDA	21970	7000		409,88	28.798,70D
PAGTO FATURA Nº 9978 MAC AG DE VIAGENS E TURISMO LTDA	21997	7000		820,08	27.978,62D
PAGTO FATURA Nº 9977 MAC AG DE VIAGENS E TURISMO LTDA	22012	7000		920,54	27.058,08D
PAGTO NF 2996 FAMA INFORMATICA E ELETRONICOS LTDA	22039	2704		1.702,80	25.355,28D
PAGTO DUPLIC Nº 12 INSTIT ESC DE TEATRO BOLSHOI NO BRASIL	22055	2633		22.000,00	3.355,28D
<b>06/11/2012</b>					
VLR RESGATE APLID FINANC HSBC BANK BRASIL S/A	19003	263	50.130,39		53.485,67D
VLR TAXA INSCR	19011	2001	130,00		53.615,67D
VLR TAXA INSCR	19020	2001	320,00		53.935,67D
VLR TAXA INSCR	19038	2001	130,00		54.065,67D
VLR TAXA INSCR	19046	2001	50,00		54.115,67D
VLR TAXA INSCR	19054	2001	320,00		54.435,67D
VLR TAXA INSCR	19062	2001	20,00		54.455,67D
VLR TAXA INSCR	19070	2001	55,00		54.510,67D
VLR DEB TAR BANC CFE AVISO HSBC BANK BRASIL S/A	19089	4615		7,95	54.502,72D
VLR DEB TAR BANC CFE AVISO HSBC BANK BRASIL S/A	19097	4615		7,95	54.494,77D
VLR ADTO FORNECEDOR ROSSI SOM E LUZ CFE RECIBO 0323	21830	301		10.000,00	44.494,77D
<b>07/11/2012</b>					
VLR TAXA INSCR	19100	2001	320,00		44.814,77D
VLR TAXA INSCR	19119	2001	120,00		44.934,77D
VLR TAXA INSCR	19127	2001	320,00		45.254,77D
VLR TAXA INSCR	19135	2001	140,00		45.394,77D
VLR TAXA INSCR	19143	2001	140,00		45.534,77D
VLR TAXA INSCR	19151	2001	320,00		45.854,77D
VLR TAXA INSCR	19160	2001	140,00		45.994,77D
VLR TAXA INSCR	19178	2001	140,00		46.134,77D
VLR TAXA INSCR	19186	2001	140,00		46.274,77D
VLR TAXA INSCR	19194	2001	45,00		46.319,77D
VLR TAXA INSCR	19208	2001	45,00		46.364,77D
VLR TAXA INSCR	19216	2001	140,00		46.504,77D
VLR TAXA INSCR	19224	2001	320,00		46.824,77D

**Sociedade Botanica do Brasil**  
Razão nº 1 de 01/04/2012 a 30/09/2013

Página: 36

<b>Histórico</b>	<b>Chave</b>	<b>Contra</b>	<b>Débito</b>	<b>Crédito</b>	<b>Saldo atual</b>
<b>07/11/2012</b>					
VLR TAXA INSCR	19232	2001	140,00		46.964,77D
VLR TAXA INSCR	19240	2001	45,00		47.009,77D
VLR TAXA INSCR	19259	2001	320,00		47.329,77D
VLR TAXA INSCR	19267	2001	130,00		47.459,77D
VLR DEB TAR BANC CFE. AVISO HSBC BANK BRASIL S/A	19275	4615		7,95	47.451,82D
VLR DEB TAR BANC CFE. AVISO HSBC BANK BRASIL S/A	19283	4615		19,35	47.432,47D
CHEQUE NR 101 PAGTO CF 10643 OM HOSP E ORTOPEDICOS LTDA ME	21555	2704		545,92	46.886,55D
PAGTO DUPL 81231344532 FCJ CENTREVENTOS	21814	2671		29.573,03	17.313,52D
VLR ADTO FORNECEDOR NELSON LUCIANO ALVES THEODORO	21822	301		2.015,00	15.298,52D
<b>08/11/2012</b>					
VLR RESGATE APLID FINANC HSBC BANK BRASIL S/A	19291	263	61.038,19		76.336,71D
VLR TAXA INSCR	19305	2001	140,00		76.476,71D
VLR TAXA INSCR	19313	2001	140,00		76.616,71D
VLR TAXA INSCR	19321	2001	4.130,00		80.746,71D
VLR TAXA INSCR	19330	2001	45,00		80.791,71D
VLR TAXA INSCR	19348	2001	50,00		80.841,71D
VLR TAXA INSCR	19356	2001	140,00		80.981,71D
VLR TAXA INSCR	19364	2001	40,00		81.021,71D
VLR TAXA INSCR	19372	2001	45,00		81.066,71D
VLR TAXA INSCR	19380	2001	320,00		81.386,71D
VLR TAXA INSCR	19399	2001	140,00		81.526,71D
VLR TAXA INSCR	19402	2001	130,00		81.656,71D
VLR TAXA INSCR	19410	2001	140,00		81.796,71D
VLR TAXA INSCR	19429	2001	130,00		81.926,71D
VLR TAXA INSCR	19437	2001	320,00		82.246,71D
VLR TAXA INSCR	19445	2001	140,00		82.386,71D
VLR DEB TAR BANC CFE. AVISO HSBC BANK BRASIL S/A	19453	4615		7,95	82.378,76D
VLR DEB TAR BANC CFE. AVISO HSBC BANK BRASIL S/A	19461	4615		50,80	82.327,96D
CHEQUE NR 102 PAGTO.NF 198 PATRICIA DE JESUS CAVALCA	21369	2704		79,60	82.248,36D
CHEQUE NR 103 PAGTO.ADTO CFE RECIBO 252 RESTAURANTE DO NEGO LTDA ME	21610	301		35.000,00	47.248,36D
PAGTO DUPL 195 FCJ TEATRO JUAREZ MACHADO	21792	2671		5.371,52	41.876,84D
PAGTO FATURA FORNECEDOR MAC AG DE VIAGENS E TURISMO LTDA	21806	7000		18.720,00	23.156,84D
<b>09/11/2012</b>					
VLR TAXA INSCR	19470	2001	130,00		23.286,84D
VLR TAXA INSCR	19488	2001	610,00		23.896,84D
VLR TAXA INSCR	19496	2001	320,00		24.216,84D
VLR TAXA INSCR	19500	2001	580,00		24.796,84D
VLR TAXA INSCR	19518	2001	130,00		24.926,84D
VLR TAXA INSCR	19526	2001	320,00		25.246,84D
VLR TAXA INSCR	19534	2001	45,00		25.291,84D
VLR TAXA INSCR	19542	2001	320,00		25.611,84D
VLR TAXA INSCR	19550	2001	180,00		25.791,84D
VLR TAXA INSCR	19569	2001	130,00		25.921,84D
VLR TAXA INSCR	19577	2001	220,00		26.141,84D
VLR TAXA INSCR	19585	2001	130,00		26.271,84D
VLR TAXA INSCR	19593	2001	500,00		26.771,84D
VLR DEB TAR BANC CFE. AVISO HSBC BANK BRASIL S/A	19607	4615		7,95	26.763,89D
VLR DEB TAR BANC CFE. AVISO HSBC BANK BRASIL S/A	19615	4615		38,10	26.725,79D
PAGTO DUPL 3374307 CHUBB DO BRASIL CIA DE SEGUROS	21628	2681		200,00	26.525,79D
PAGTO DUPL 3374283 CHUBB DO BRASIL CIA DE SEGUROS	21636	2681		780,00	25.745,79D
VLR ADTO.FORN MOORE STEPHENS METRI CONTABILIDADE LTDA	21644	301		2.000,00	23.745,79D
PAGTO FATURA Nº 10090 MAC AG DE VIAGENS E TURISMO LTDA	21660	7000		528,85	23.216,94D
PAGTO FATURA Nº 10050 MAC AG DE VIAGENS E TURISMO LTDA	21687	7000		701,29	22.515,65D
PAGTO FATURA Nº 10097 MAC AG DE VIAGENS E TURISMO LTDA	21709	7000		2.008,82	20.506,83D
PAGTO FATURA Nº 10095 MAC AG DE VIAGENS E TURISMO LTDA	21725	7000		2.446,07	18.060,76D
PAGTO FATURA Nº 10088 MAC AG DE VIAGENS E TURISMO LTDA	21741	7000		2.761,56	15.299,20D
PAGTO DUPLIC. Nº 184 EDSON LUIS DA SILVA TRANSPORTES	21768	7000		2.100,00	13.199,20D
VLR ADTO FORNECEDOR PAULO PESSIN ME	21776	301		20.000,00	6.800,80C
<b>12/11/2012</b>					

**Sociedade Botanica do Brasil**  
Razão nº 1 de 01/04/2012 a 30/09/2013

Histórico	Chave	Contra	Débito	Crédito	Saldo atual
<b>12/11/2012</b>					
VLR TAXA INSCR	19623	2001	45,00		6.755,80C
VLR TAXA INSCR	19631	2001	140,00		6.615,80C
VLR TAXA INSCR	19640	2001	815,00		5.800,80C
VLR TAXA INSCR	19658	2001	140,00		5.660,80C
VLR TAXA INSCR	19666	2001	140,00		5.520,80C
VLR TAXA INSCR	19674	2001	320,00		5.200,80C
VLR TAXA INSCR	19682	2001	280,00		4.920,80C
VLR TAXA INSCR	19690	2001	50,00		4.870,80C
VLR DEB TAR BANC CFE AVISO HSBC BANK BRASIL S/A	19704	4615		1,68	4.872,48C
VLR DEB TAR BANC CFE AVISO HSBC BANK BRASIL S/A	19712	4615		23,70	4.896,18C
VLR DEB TAR BANC CFE AVISO HSBC BANK BRASIL S/A	19720	4615		15,90	4.912,08C
VLR DEB TAR BANC CFE AVISO HSBC BANK BRASIL S/A	19739	4615		7,95	4.920,03C
VLR DEB TAR BANC CFE AVISO HSBC BANK BRASIL S/A	19747	4615		45,50	4.965,53C
CHEQUE NR 107 PAGTO DESP C/VIAGENS JULIANO M OLIVEIRA CFE BILHETE PASSAGEM 218167 PLUMA	20761	7000		118,96	5.084,49C
CHEQUE NR 104 PAGTO DESP C/VIAGENS CLAUDIO SERGIO LISI CFE MAPA	21547	7000		675,00	5.759,49C
<b>13/11/2012</b>					
VLR RESGATE APLID FINANC HSBC BANK BRASIL S/A	19755	263	30.746,31		24.986,82D
VLR TAXA INSCR	19763	2001	140,00		25.126,82D
VLR DEB TAR BANC CFE AVISO HSBC BANK BRASIL S/A	19771	4615		44,40	25.082,42D
CHEQUE NR 114 PAGTO DESP C/VIAGENS CFE BILHETE PASSAGEM 806393 E 836162 AUTO VIACAO CATARINENSE LTDA	20087	7000		81,50	25.000,92D
CHEQUE NR 115 PAGTO RECIBO 01991064 AERO TAXI	20303	7000		220,00	24.780,92D
CHEQUE NR 094 PAGTO NF 1526 MANA DO BRASIL REST LTDA ME	21229	7000		1.332,20	23.448,72D
CHEQUE NR 105 PAGTO NF 1527 MANA DO BRASIL REST LTDA ME	21245	7000		659,06	22.789,66D
CHEQUE NR 116 PAGTO DESP C/VIAGENS LUCIA REGINA RANGEL CFE MAPA	21253	7000		40,00	22.749,66D
CHEQUE NR 110 PAGTO DESP C/VIAGENS DANIELLY DA SILVA LUCIANA CFE MAPA	21539	7000		165,00	22.584,66D
PAGTO DUPL 9008952562 ECAD	21563	9003		600,00	21.984,66D
PAGTO FATURA Nº 10144 MAC AG DE VIAGENS E TURISMO LTDA	21580	7000		11.562,82	10.421,84D
PAGTO FATURA Nº 10143 MAC AG DE VIAGENS E TURISMO LTDA	21601	7000		3.008,54	7.413,30D
<b>14/11/2012</b>					
VLR RESGATE APLID FINANC HSBC BANK BRASIL S/A	19780	263	20.501,65		27.914,95D
VLR TAXA INSCR	19798	2001	140,00		28.054,95D
VLR TAXA INSCR	19801	2001	140,00		28.194,95D
VLR DEB TAR BANC CFE AVISO HSBC BANK BRASIL S/A	19810	4615		10,08	28.184,87D
VLR DEB TAR BANC CFE AVISO HSBC BANK BRASIL S/A	19828	4615		7,95	28.176,92D
CHEQUE NR 109 PAGTO DESP C/VIAGENS FIDEL ALEJANDRO ROIJ CFE MAPA	21342	7000		322,00	27.854,92D
PAGTO DUPLIC. Nº 16 LYGIA VENY SOUZA DA SILVA CASAS	21385	2633		2.500,00	25.354,92D
PAGTO FATURA Nº 10136 MAC AG DE VIAGENS E TURISMO LTDA	21407	7000		1.672,75	23.682,17D
PAGTO DESP C/VIAGENS GARDENE MARIA DE SOUZA CFE MAPA	21415	7000		469,58	23.212,59D
PAGTO DESP C/VIAGENS KATIA C. PORTO CFE MAPA	21423	7000		375,66	22.836,93D
PAGTO DESP C/VIAGENS LUIZ A. DE SOUZA CFE MAPA	21431	7000		939,15	21.897,78D
PAGTO DESP C/VIAGENS DENISE M T. DE OLIVEIRA CFE MAPA	21440	7000		1.019,15	20.878,63D
PAGTO DESP C/VIAGENS BENEDITO G. DOS SANTOS FILHO CFE MAPA	21458	7000		1.029,15	19.849,48D
PAGTO DESP C/VIAGENS GERALDO A. D. JUNIOR CFE MAPA	21466	7000		939,15	18.910,33D
PAGTO DUPLIC. Nº 28 RAFAEL MARCIAL VIEIRA NETO	21482	2633		3.000,00	15.910,33D
PAGTO DESP C/VIAGENS SUZANA NEVES MOREIRA CFE MAPA	21490	7000		286,00	15.624,33D
CHEQUE NR 113 PAGTO DESP C/VIAGENS DANILO F. DE SOUZA CFE MAPA	21504	7000		280,00	15.344,33D
CHEQUE NR 112 PAGTO DESP C/VIAGENS MAYARA K. GOMES CFE MAPA	21512	7000		280,00	15.064,33D
CHEQUE NR 111 PAGTO DESP C/VIAGENS CECILIA G. FARIAS CFE MAPA	21520	7000		280,00	14.784,33D
<b>16/11/2012</b>					
VLR RESGATE APLID FINANC HSBC BANK BRASIL S/A	19836	263	30.411,32		45.195,65D
VLR DEB TAR BANC CFE AVISO HSBC BANK BRASIL S/A	19844	4615		3,36	45.192,29D
VLR DEB TAR BANC CFE AVISO HSBC BANK BRASIL S/A	19852	4615		71,55	45.120,74D
CHEQUE NR 095 PAGTO NF 470 POUSSADA VILA DA GLORIA LTDA	21180	7000		2.800,00	42.320,74D
CHEQUE NR 093 PAGTO NF 1188 LEFT TRANSP E TURISMO LTDA	21202	7000		2.400,00	39.920,74D
PAGTO FATURA Nº 10118 MAC AG DE VIAGENS E TURISMO LTDA	21296	7000		5.030,55	34.890,19D

**Sociedade Botanica do Brasil**  
Razão nº 1 de 01/04/2012 a 30/09/2013

Página: 38

Histórico	Chave	Contra	Débito	Crédito	Saldo atual
<b>16/11/2012</b>					
PAGTO REEMBOLSO TAXAS NEUMAANN & CANDINHO LTDA ME	21300	9003		261,36	34.628,83D
PAGTO DUPLIC. Nº 366 NEUMANN & CADINHO LTDA ME	21326	2633		4.800,00	29.828,83D
PAGTO FATURA FORNECEDOR MAC AG DE VIAGENS E TUR LTDA	21334	7000		13.923,00	15.905,83D
<b>19/11/2012</b>					
VLR DEB TAR BANC CFE. AVISO HSBC BANK BRASIL S/A	19860	4615		7,95	15.897,88D
VLR DEB TAR BANC CFE. AVISO HSBC BANK BRASIL S/A	19879	4615		13,08	15.884,80D
PAGTO DUPLIC. Nº 6582A RB SERVICOS LTDA EPP	21270	1033		1.050,00	14.834,80D
VLR DEB TAR BANC CFE. AVISO HSBC BANK BRASIL S/A	22071	4615		15,90	14.818,90D
<b>20/11/2012</b>					
VLR DEB TAR BANC CFE. AVISO HSBC BANK BRASIL S/A	19887	4615		10,08	14.808,82D
PAGTO FATURA Nº 10113 MAC AG DE VIAGENS E TURISMO LTDA	21121	7000		5.122,61	9.686,21D
PAGTO FATURA Nº 10149 MAC AG DE VIAGENS E TURISMO LTDA	21148	7000		631,31	9.054,90D
CHEQUE NR 096 VLR ADTO FORNECEDOR RICARDO LUCAS DA SILVA ME	21164	301		5.886,00	3.168,90D
<b>21/11/2012</b>					
VLR RESGATE APLID FINANC HSBC BANK BRASIL S/A	19895	263	20.080,46		23.249,36D
PAGTO FATURA Nº 10169 MAC AG DE VIAGENS E TURISMO LTDA	21032	7000		56,67	23.192,69D
PAGTO DUPLIC. Nº 2177 ERIKA ALVES BEZERRA ME	21059	2633		142,50	23.050,19D
PAGTO FATURA Nº 10168 MAC AG DE VIAGENS E TURISMO LTDA	21075	7000		654,51	22.395,68D
PAGTO FATURA Nº 10167 MAC AG DE VIAGENS E TURISMO LTDA	21091	7000		1.598,99	20.796,69D
PAGTO REEMBOLSO DESP C/VIAGENS FERNANDO PERIOTTO CFE MAPA	21105	7000		1.169,70	19.626,99D
<b>22/11/2012</b>					
VLR TAXA INSCR	19909	2001	280,00		19.906,99D
VLR DEB TAR BANC CFE. AVISO HSBC BANK BRASIL S/A	19917	4615		7,95	19.899,04D
PAGTOS DIVERSOS EFETUADOS N/DATA NEUMANN	20334			2.068,14	17.830,90D
PAGTO RECIBOS PONTUAL GPS TAXI	20374	7000		1.620,00	16.210,90D
PAGTO DUPLIC. Nº 09 MIRMAIA TURISMO LTDA ME	20990	7000		210,00	16.000,90D
PAGTO DUPLIC. Nº 08 MIRMAIA TURISMO LTDA ME	21016	7000		720,00	15.280,90D
<b>23/11/2012</b>					
VLR RESGATE APLID FINANC HSBC BANK BRASIL S/A	19925	263	40.040,09		55.320,99D
VLR DEB TAR BANC CFE. AVISO HSBC BANK BRASIL S/A	19933	4615		1,68	55.319,31D
VLR DEB TAR BANC CFE. AVISO HSBC BANK BRASIL S/A	19941	4615		23,85	55.295,46D
PAGTO FATURA Nº 10161 MAC AG DE VIAGENS E TURISMO LTDA	20583	7000		446,57	54.848,89D
PAGTO FATURA Nº 10159 MAC AG DE VIAGENS E TURISMO LTDA	20605	7000		550,68	54.298,21D
PAGTO DUPLIC. Nº 57 TECNOEVENTO CONSULTORIA LTDA	20656	1023		9.103,45	45.194,76D
PAGTO DUPLIC. Nº 385 REINO DAS FLORES LOC E COMERCIO LTDA ME	20672	2633		9.100,00	36.094,76D
PAGTO DUPLIC. Nº 238167 FABIO BRAGA PINTO	20737			5.700,00	30.394,76D
<b>26/11/2012</b>					
VLR TAXA INSCR	19950	2001	1.630,00		32.024,76D
VLR DEB TAR BANC CFE. AVISO HSBC BANK BRASIL S/A	19968	4615		7,95	32.016,81D
VLR DEB TAR BANC CFE. AVISO HSBC BANK BRASIL S/A	19976	4615		6,54	32.010,27D
PAGTO DUPLIC. Nº 2380 AGUSTINI & ZAFALON LTDA ME	20427	9002		2.322,00	29.688,27D
PAGTO DUPLIC. Nº 193 ADILSON JOSE DE JESUS	20443	2633		3.100,00	26.588,27D
PAGTO REEMBOLSO DESP C/VIAGENS EMERSON L.GUMBOSKI CFE MAPA	20451	7000		60,00	26.528,27D
PAGTO REEMBOLSO DESP C/VIAGENS ANA VOYTENA CFE MAPA	20460	7000		120,00	26.408,27D
PAGTO REEMBOLSO DESP C/VIAGENS RIVETE SILVA DE LIMA CFE MAPA	20478	7000		286,00	26.122,27D
PAGTO REEMBOLSO DESP C/VIAGENS RONALDO A.WASUM CFE MAPA	20486	7000		286,00	25.836,27D
PAGTO REEMBOLSO DESP C/VIAGENS JEFERSON L.FRANCO CFE MAPA	20494	7000		81,85	25.754,42D
PAGTO REEMBOLSO DESP C/VIAGENS ANDRE L.L.VANZELA CFE MAPA	20508	7000		180,00	25.574,42D
PAGTO REEMBOLSO DESP C/VIAGENS LUIZ F.W.ROESCH CFE MAPA	20516	7000		129,00	25.445,42D
PAGTO REEMBOLSO DESP C/VIAGENS MARIA C.M.KASUYA CFE MAPA	20524	7000		91,00	25.354,42D
PAGTO REEMBOLSO DESP C/VIAGENS BRUNO DEGASPARI MINARD CFE MAPA	20532	7000		120,00	25.234,42D
PAGTO REEMBOLSO DESP C/VIAGENS NINA C.BARBOSA DA SILVA CFE MAPA	20540	7000		512,00	24.722,42D
PAGTO DUPLIC. Nº 214 RECOMPER PRODS E SERVS LTDA	20867	2633		6.000,00	18.722,42D
<b>27/11/2012</b>					
VLR TAXA INSCR	19984	2001	4.620,00		23.342,42D

# Sociedade Botanica do Brasil

Página: 39

Razão nº 1 de 01/04/2012 a 30/09/2013

Histórico	Chave	Contra	Débito	Crédito	Saldo atual
<b>27/11/2012</b>					
VLR TAXA INSCR	19992	2001	2.691,00		26.033,43D
VLR DEB TAR BANC CFE AVISO HSBC BANK BRASIL S/A	20001	4615		1,68	26.031,74D
VLR DEB TAR BANC CFE AVISO HSBC BANK BRASIL S/A	20010	4615		67,45	25.964,29D
VLR DEB TAR BANC CFE AVISO HSBC BANK BRASIL S/A	20028	4615		7,95	25.956,34D
PAGTO DUPLIC Nº 294 ALDO FRONZA INSTALACAO ME	20320	2633		550,00	25.386,34D
PAGTO DESP C/VIAGENS JAIRO LIZANDRO SCHMITT CFE MAPA	20338	7000		380,00	25.006,34D
PAGTO DUPLIC Nº 142 VIA GENERAL CONFECOES LTDA	20354	9001		670,00	24.136,34D
CHEQUE NR 057 PAGTO NF 238171 VALMIR DIAS DA ROSA	20400	1018		872,20	23.264,14D
<b>28/11/2012</b>					
VLR DEB TAR BANC CFE AVISO HSBC BANK BRASIL S/A	20036	4615		1,68	23.262,46D
VLR DEB TAR BANC CFE AVISO HSBC BANK BRASIL S/A	20044	4615		15,90	23.246,56D
VLR DEB TAR BANC CFE AVISO HSBC BANK BRASIL S/A	20052	4615		47,12	23.199,44D
PAGTO DUPLIC Nº 110 PAULO PESSIN ME	20273	2633		1.990,00	21.209,44D
PAGTO DUPLIC Nº 109 PAULO PESSIN ME	20290	2633		3.500,00	17.709,44D
<b>29/11/2012</b>					
VLR RESGATE APLID FINANC HSBC BANK BRASIL S/A	20060	263	90.390,06		108.099,50D
PAGTO DUPLIC Nº 41 FELIPE DOZOL VAVASSORI ME	20214	2671		3.000,00	105.099,50D
PAGTO DUPLIC Nº 949A SERGIO ROSSI EPP	20230	1014		18.400,00	86.699,50D
PAGTO DUPLIC Nº 226 PADARIA E CONFEITORIA PRINCESA LTDA	20257	6004		113,00	86.586,50D
<b>30/11/2012</b>					
VLR DEB TAR BANC CFE AVISO HSBC BANK BRASIL S/A	20079	4615		15,90	86.570,60D
PAGTO DUPLIC Nº 13511 QUALYS AMBIENMTAL LTDA	20109			798,00	85.772,60D
PAGTO FATURA Nº 10191 MAC AG DE VIAGENS E TUR LTDA	20117	7000		1.004,25	84.768,35D
PAGTO DUPLIC Nº 8857 VISIONAIR LOCACOES DE EQUIPS LTDA EPP	20133	2671		10.000,00	74.768,35D
PAGTO FATURA Nº 2705 TOP RENT EQUIPS P/EVENTOS LTDA EPP	20150	2671		13.300,00	61.468,35D
PAGTO DUPLIC Nº 108B PAULO PESSIN ME	20176	1012		21.650,00	39.818,35D
PAGTO IRRF REF NF 237433 ELSON LUCIANO ALVES	20184	1651		399,21	39.419,14D
PAGTO IRRF REF NF 238167 FABIO BRAGA PINTO	20192	1651		607,58	38.811,56D
<b>03/12/2012</b>					
VLR DEB TAR BANC CFE AVISO HSBC BANK BRASIL S/A	22101	4615		1,68	38.809,88D
VLR DEB TAR BANC CFE AVISO HSBC BANK BRASIL S/A	22110	4615		7,95	38.801,93D
VLR DEB TAR BANC CFE AVISO HSBC BANK BRASIL S/A	22128	4615		13,08	38.588,85D
VLR DEBITO JUROS HSBC BANK BRASIL S/A	22136	4602		0,02	38.588,83D
VLR DEBITO JUROS HSBC BANK BRASIL S/A	22144	4602		7,91	38.580,92D
VLR DEBITO JUROS HSBC BANK BRASIL S/A	22152	4602		68,34	38.492,58D
VLR DEBITO IOF CFE AVISO HSBC BANK BRASIL S/A	22160	4608		24,41	38.468,17D
PAGTO DESP C/VIAGENS CFE BILHETE PASSAGEM 804609 E 716900 AUTO VIACAO CATARINENSE LTDA	23019	7000		81,50	38.386,67D
PAGTO DESP C/VIAGENS ADEMIR REIS CFE MAPA	23027	7000		113,90	38.272,77D
PAGTO DESP C/VIAGENS MERILUCE S WEIERS CFE MAPA	23035	7000		110,00	38.162,77D
PAGTO DESP C/VIAGENS EDENIR M SERIGATTO CFE MAPA	23043	7000		786,94	37.375,83D
PAGTO DESP C/VIAGENS ALFREDO GUI FERREIRA CFE MAPA	23051	7000		986,00	36.389,83D
PAGTO DESP C/VIAGENS ARNILDO POTT CFE MAPA	23060	7000		39,00	36.350,83D
PAGTO DESP C/VIAGENS ROBSON TADEU BOLZON CFE MAPA	23078	7000		75,82	36.275,01D
<b>04/12/2012</b>					
VLR DEB TAR BANC CFE AVISO HSBC BANK BRASIL S/A	22179	4615		55,65	36.219,36D
CHEQUE NR 098 PAGTO NF 5609 RESTAURANTE DO NEGÓ LTDA	23000	1038		32.150,00	4.069,36D
<b>05/12/2012</b>					
VLR DEB TAR BANC CFE AVISO HSBC BANK BRASIL S/A	22187	4615		1,68	4.067,68D
VLR DEB TAR BANC CFE AVISO HSBC BANK BRASIL S/A	22195	4615		58,05	4.009,63D
VLR DEB TAR BANC CFE AVISO HSBC BANK BRASIL S/A	22209	4615		41,79	3.967,84D
PAGTO FATURA Nº 9998/10094/10148/10200/10202 MAC AG DE VIAGENS E TURISMO LTDA	22993	7000		2.749,05	1.218,79D
<b>06/12/2012</b>					
VLR DEB TAR BANC CFE AVISO HSBC BANK BRASIL S/A	22217	4615		7,95	1.210,84D
VLR RESGATE APLIC HSBC BANK BRASIL S/A	22225	263	15.250,20		16.461,04D
VLR DEVOL ADTO FORN MOORE STEPHENS METRI CONTABILIDADE LTDA	22233	301	6.000,00		22.461,04D
<b>07/12/2012</b>					
VLR RESGATE APLIC HSBC BANK BRASIL S/A	22241	263	16.880,40		39.341,44D
VLR DEB TAR BANC CFE AVISO HSBC BANK BRASIL S/A	22250	4615		1,52	39.339,92D

# Sociedade Botanica do Brasil

## Razão nº 1 de 01/04/2012 a 30/09/2013

Histórico	Chave	Contra	Débito	Crédito	Saldo atual
<b>07/12/2012</b>					
PAGTO DUPLIC Nº 521 PRESS COMUNICACAO VISUAL LTDA ME	22988	2704		5 190,00	34 149,92D
<b>10/12/2012</b>					
VLR DEB TAR BANC CFE AVISO HSBC BANK BRASIL S/A	22268	4615		23,70	34 126,22D
VLR DEB TAR BANC CFE AVISO HSBC BANK BRASIL S/A	22276	4615		6,54	34 119,68D
PAGTO DUPLIC Nº 16 LYGIA VENY SOUZA DA SILVA CASAS	22861	2633		2 500,00	31 619,68D
PAGTO DUPLIC Nº 17 LYGIA VENY SOUZA DA SILVA CASAS	22888	2633		282,48	31 337,20D
PAGTO DESP C/VIAGENS KARIN ESEMANN DE QUADROS CFE MAPA	22896	7000		4 560,02	26 777,18D
PAGTO DUPLIC Nº 1437 EDITAL IMPRESSAO DE PAINEIS LTDA EPP	22918	2704		2 780,00	23 997,18D
PAGTO DUPLIC Nº 6582B RB SERVICOS LTDA EPP	22926	1033		1 050,00	22 947,18D
CHEQUE NR 441 PAGTO NF 116049 OXFORD PROCELANAS S/A	22960			8 870,50	14 076,68D
VLR DEVOL ADTO TEMPO BRASIL COMUN & DESIGN LTDA	23086		22 800,00		36 876,68D
<b>11/12/2012</b>					
VLR DEB TAR BANC CFE AVISO HSBC BANK BRASIL S/A	22284	4615		1,68	36 875,00D
VLR DEB TAR BANC CFE AVISO HSBC BANK BRASIL S/A	22292	4615		6,60	36 868,40D
VLR DEB TAR BANC CFE AVISO HSBC BANK BRASIL S/A	22306	4615		23,85	36 844,55D
VLR DEB TAR BANC CFE AVISO HSBC BANK BRASIL S/A	22314	4615		1,52	36 843,03D
<b>12/12/2012</b>					
CHEQUE NR 444 PAGTO NF 25421 IMPRESSUL INDUSTRIA GRAFICA LTDA	22713			2 616,92	34 226,11D
CHEQUE NR 445 PAGTO NF 25422 IMPRESSUL INDUSTRIA GRAFICA LTDA	22730			10 883,36	23 342,75D
CHEQUE NR 443 PAGTO NF 25423 IMPRESSUL INDUSTRIA GRAFICA LTDA	22772			441,76	22 900,99D
CHEQUE NR 442 PAGTO NF 25424 IMPRESSUL INDUSTRIA GRAFICA LTDA	22810			441,76	22 459,23D
PAGTO DUPLIC Nº 850 MATIAS PRODUCOES LTDA ME	22845	2633		4 000,00	18 459,23D
<b>13/12/2012</b>					
VLR DEB TAR BANC CFE AVISO HSBC BANK BRASIL S/A	22322	4615		6,72	18 452,51D
VLR DEB TAR BANC CFE AVISO HSBC BANK BRASIL S/A	22330	4615		14,14	18 438,37D
<b>17/12/2012</b>					
VLR DEB TAR BANC CFE AVISO HSBC BANK BRASIL S/A	22349	4615		6,54	18 431,83D
<b>18/12/2012</b>					
PAGTO DUPLIC Nº 237433 NELSON LUCIANO ALVES THEODORO	22667			1 670,01	16 761,82D
<b>19/12/2012</b>					
VLR DEB TAR BANC CFE AVISO HSBC BANK BRASIL S/A	22357	4615		7,95	16 753,87D
CHEQUE NR 448 PAGTO NF 5609 RESTAURANTE DO NEGO LTDA	22470	1038		30 000,00	13 246,13C
CHEQUE NR 447 PAGTO FATURA 2763 TOP RENT EQUIPS P/EVENTOS LTDA EPP	22489	2671		15 000,00	28 246,13C
CHEQUE NR 446 PAGTO NF 980 SERGIO ROSSI EPP	22497	2633		20 000,00	48 246,13C
<b>20/12/2012</b>					
VLR DEB TAR BANC CFE AVISO HSBC BANK BRASIL S/A	22365	4615		79,50	48 325,63C
PAGTO DESP C/VIAGENS LUANA MORATI CAMPOS CFE MAPA	22519	7000		190,00	48 515,63C
PAGTO DESP C/VIAGENS FERNANDO M FREIRE CFE MAPA	22527	7000		300,00	48 815,63C
PAGTO DESP C/VIAGENS ALTIELYS CASALE MAGNAGO CFE MAPA	22535	7000		505,00	49 320,63C
PAGTO DESP C/VIAGENS EMANUELA W A WEIDLICH CFE MAPA	22543	7000		670,00	49 990,63C
PAGTO DESP C/VIAGENS JESSICA HOLZ CFE MAPA	22551	7000		190,00	50 180,63C
PAGTO DESP C/VIAGENS EMANOELE C D TODOROVSKI CFE MAPA	22560	7000		230,00	50 410,63C
PAGTO DESP C/VIAGENS JENIFFER CRISTINE DE SENA CFE MAPA	22578	7000		198,00	50 608,63C
PAGTO DESP C/VIAGENS HEITOR S N LIPORACCI CFE MAPA	22586	7000		435,00	51 041,63C
PAGTO DESP C/VIAGENS KEILA R O DA SILVA CFE MAPA	22594	7000		225,00	51 266,63C
PAGTO DESP C/VIAGENS VALERIA F LOPES CFE MAPA	22608	7000		550,00	51 816,63C
<b>21/12/2012</b>					
VLR REEMBOLSO PAGTOS FATURAS MAC AG DE VIAGENS E TURISMO LTDA	22373	7000	60 856,40		8 839,77D
VLR REEMBOLSO PAGTOS FORN OPERA EVENTOS	22381	301	7 551,70		16 391,47D
<b>24/12/2012</b>					
VLR DEB TAR BANC CFE AVISO HSBC BANK BRASIL S/A	22390	4615		45,78	16 345,69D
VLR DEB TAR BANC CFE AVISO HSBC BANK BRASIL S/A	22403	4615		1,52	16 344,17D
PAGTO DESP C/VIAGENS MARCOS E.G SOBRAL CFE MAPA	22500	7000		600,44	15 743,73D
PAGTO FATURA Nº 10268 MAC AG DE VIAGENS E TURISMO LTDA	23094	7000		643,85	15 099,88D
<b>26/12/2012</b>					
VLR DEB TAR BANC CFE AVISO HSBC BANK BRASIL S/A	22411	4615		15,00	15 083,88D



# Sociedade Botânica do Brasil

Página 41

Razão nº 1 de 01/04/2012 a 30/09/2013

Histórico	Chave	Contra	Débito	Crédito	Saldo atual
<b>28/12/2012</b>					
VLR DEB TAR BANC CFE AVISO HSBC BANK BRASIL S/A	22420	4615		5,04	15.078,94D
VLR DEB TAR BANC CFE AVISO HSBC BANK BRASIL S/A	22438	4615		84,50	14.994,44D
<b>31/12/2012</b>					
VLR DEB TAR BANC CFE AVISO HSBC BANK BRASIL S/A	22446	4615		26,16	14.968,28D
<b>02/01/2013</b>					
VLR TAXA INSCR	23108	2001	1.460,00		16.428,28D
<b>03/01/2013</b>					
VLR DEB TAR BANC CFE AVISO HSBC BANK BRASIL S/A	23116	4615		1,60	16.426,68D
<b>07/01/2013</b>					
VLR TAXA INSCR ANA LUCIA S LIMA	23124	2001	815,00		17.241,68D
VLR DEB TAR BANC CFE AVISO HSBC BANK BRASIL S/A	23132	4615		28,24	17.213,44D
<b>10/01/2013</b>					
VLR DEB TAR BANC CFE AVISO HSBC BANK BRASIL S/A	23140	4615		23,90	17.189,54D
<b>15/01/2013</b>					
VLR APLIC FINANC HSBC BANK BRASIL S/A	23169	263		12.000,00	5.189,54D
PAGTO DESP C/VIAGENS GERARHDT OVERBECK CFE MAPA	23337	7000		965,00	4.224,54D
<b>16/01/2013</b>					
VLR DEB TAR BANC CFE AVISO HSBC BANK BRASIL S/A	23167	4615		7,95	4.216,59D
<b>17/01/2013</b>					
PAGTO FATURA Nº 10354 MAC AG DE VIAGENS E TURISMO LTDA	23272	7000		367,00	3.849,59D
PAGTO DEESP C/VIAGENS ARNO FRITZ N BRANDES CFE MAPA	23280	7000		625,36	3.224,23D
PAGTO DEESP C/VIAGENS ANA LUCIA SILVA LIMA CFE MAPA	23299	7000		675,00	2.549,23D
PAGTO DEESP C/VIAGENS LUCI DE SENNA VALLE CFE MAPA	23302	7000		495,00	2.054,23D
PAGTO DEESP C/VIAGENS PATRICIA SOFFIATTI CFE MAPA	23310	7000		132,71	1.921,52D
VLR ADTO ATRIO HOTEIS SA	23329	301		97,40	1.824,12D
<b>18/01/2013</b>					
VLR DEB TAR BANC CFE AVISO HSBC BANK BRASIL S/A	23175	4615		47,70	1.776,42D
<b>25/01/2013</b>					
VLR TAXA INSCR PMJ	23183	2001	4.950,00		6.726,42D
<b>30/01/2013</b>					
PAGTO DESP C/VIAGENS LEILA DE FATIMA MACIAS	23230	7000		54,00	6.672,42D
PAGTO DESP C/VIAGENS ALESSANDRA B GASTALDI CFE MAPA	23256	7000		140,00	6.532,42D
PAGTO DESP C/VIAGENS DENISELE N A BORGES CFE MAPA	23264	7000		435,00	6.097,42D
<b>31/01/2013</b>					
VLR TAXA INSCR	23191	2001	55,00		6.042,42D
VLR DEVOL ADTO IGREJA EVANGELICA QUADRANGULAR	23205	301	5.000,00		11.042,42D
VLR DEVOL ADTO FACE PAGTO A MAIOR NF 238167 FABIO BRAGA PINTO	23213		938,37		12.080,79D
VLR DEB TAR BANC CFE AVISO HSBC BANK BRASIL S/A	23221	4615		31,80	12.048,99D
<b>01/02/2013</b>					
VLR DEB TAR BANC CFE AVISO HSBC BANK BRASIL S/A	23345	4615		1,80	12.047,19D
<b>08/02/2013</b>					
VLR ADTO FORN MOORE STEPHENS METRI CONTABILIDADE LTDA	23353	301		2.000,00	10.047,19D
PAGTO REEMBOLSO INSS SBB	23884	1625		3.268,36	6.778,83D
<b>13/02/2013</b>					
VLR DEB TAR BANC CFE AVISO HSBC BANK BRASIL S/A	23361	4615		23,90	6.754,93D
VLR DEB TAR BANC CFE AVISO HSBC BANK BRASIL S/A	23370	4615		15,90	6.739,03D
<b>14/02/2013</b>					
VLR DEVOL TAXA INSCR HORTENCIA H S GONZALES	23426	3197		144,00	6.595,03D
VLR DEVOL TAXA INSCR INGRID S MONTEIRO	23434	3197		240,00	6.355,03D
VLR DEVOL TAXA INSCR STELLA M L ROCHA	23442	3197		192,00	6.163,03D
VLR DEVOL TAXA INSCR DANIEL GRASEL	23450	3197		36,00	6.127,03D
VLR DEVOL TAXA INSCR RAFAEL R DALSSOTTO	23469	3197		160,00	5.967,03D
VLR DEVOL TAXA INSCR SILVIA R MACHADO	23477	3197		540,00	5.427,03D
VLR DEVOL TAXA INSCR TATIANE M RODRIGUES	23485	3197		540,00	4.887,03D
VLR DEVOL TAXA INSCR DEBORAH A SOARES	23493	3197		404,00	4.483,03D
VLR DEVOL TAXA INSCR ELIZA L COELHO	23507	3197		304,00	4.179,03D
VLR DEVOL TAXA INSCR TAMARA P O TEIXEIRA	23515	3197		196,00	3.983,03D
VLR DEVOL TAXA INSCR ELANE R V M FE	23523	3197		196,00	3.787,03D
VLR DEVOL TAXA INSCR ELOISA BERNADON	23531	3197		224,00	3.563,03D

MOORE STEPHENS METRI CONTABILIDADE LTDA

SCI - Visual Sucessor  
24/09/2013 14:10:49

# Sociedade Botanica do Brasil

Página: 42

Razão nº 1 de 01/04/2012 a 30/09/2013

Histórico	Chave	Contra	Débito	Crédito	Saldo atual
<b>14/02/2013</b>					
VLR DEVOL TAXA INSCR TATIANA F P ALMEIDA	23540	3197		224,00	3.349,23D
VLR DEVOL TAXA INSCR DINORAH M V LIMA	23558	3197		224,00	3.125,23D
VLR DEVOL TAXA INSCR DANILO S GISSI	23566	3197		232,00	2.893,23D
VLR DEVOL TAXA INSCR PAULO F S C M ZAVA	23574	3197		208,00	2.685,23D
VLR DEVOL TAXA INSCR NARA D VOGADO	23582	3197		404,00	2.281,23D
VLR DEVOL TAXA INSCR POLLIANA J REIS	23590	3197		304,00	1.977,23D
VLR DEVOL TAXA INSCR MARIE M CABEZUDO	23604	3197		160,00	1.817,23D
VLR DEVOL TAXA INSCR ANA C C PANTOJA	23612	3197		304,00	1.513,23D
VLR DEVOL TAXA INSCR FLAVIA B SANTOS	23620	3197		196,00	1.317,23D
VLR DEVOL TAXA INSCR PAULO C M MASSONI	23639	3197		192,00	1.125,23D
VLR DEVOL TAXA INSCR THAIS C MORAES	23647	3197		240,00	885,23D
VLR DEVOL TAXA INSCR GIOVANA KUNZE	23655	3197		224,00	661,23D
VLR TAXA INSCR	23892	2001	1.630,00		2.291,23D
VLR TAXA INSCR	23906	2001	815,00		3.106,23D
<b>15/02/2013</b>					
VLR TAXA INSCR GIOVANA KUNZE	23663	2001	224,00		3.330,23D
VLR TAXA INSCR STELLA ROCHA	23671	2001	192,00		3.522,23D
VLR TAXA INSCR E VENDAS 63CNBOT	23680	2001	5.000,00		8.522,23D
VLR DEB TAR BANC CFE AVISO HSBC BANK BRASIL S/A	23698	4615		190,80	8.331,43D
CHEQUE NR 99 VLR DEVOL TAXA INSCR MONIQUE C R ABRAO	23701	3197		304,00	8.027,43D
CHEQUE NR 119 VLR DEVOL TAXA INSCR FRANCINI R ROSA	23710	3197		304,00	7.723,43D
CHEQUE NR 463 VLR DEVOL TAXA INSCR CLEMIR C OLIVEIRA	23728	3197		304,00	7.419,43D
CHEQUE NR 464 VLR DEVOL TAXA INSCR CAMILA A J DOMINGUES	23736	3197		304,00	7.115,43D
CHEQUE NR 100 VLR DEVOL TAXA INSCR LARISSA M FURLAN	23744	3197		348,00	6.767,43D
CHEQUE NR 461 VLR DEVOL TAXA INSCR PRISCILA G S JULIO	23752	3197		352,00	6.415,43D
CHEQUE NR 117 VLR DEVOL TAXA INSCR MARALISE D BARBOSA	23760	3197		404,00	6.011,43D
CHEQUE NR 120 VLR DEVOL TAXA INSCR EDILMARA M S SILVA	23779	3197		404,00	5.607,43D
CHEQUE NR 465 VLR DEVOL TAXA INSCR BERENICE N S LIMA	23787	3197		428,00	5.179,43D
<b>18/02/2013</b>					
VLR DEB TAR BANC CFE AVISO HSBC BANK BRASIL S/A	23388	4615		15,75	5.163,68D
CHEQUE NR 469 VLR DEVOL TAXA INSCR DJENIFER M BOING	23795	3197		144,00	5.019,68D
CHEQUE NR 470 VLR DEVOL TAXA INSCR DJEIMI M VOLKWEIS	23809	3197		144,00	4.875,68D
CHEQUE NR 462 VLR DEVOL TAXA INSCR CONSOLIA R DIB	23817	3197		196,00	4.679,68D
CHEQUE NR 118 VLR DEVOL TAXA INSCR ALINE SNAK	23825	3197		224,00	4.455,68D
CHEQUE NR 466 VLR DEVOL TAXA INSCR JOSE A R SILVA	23833	3197		224,00	4.231,68D
CHEQUE NR 468 VLR DEVOL TAXA INSCR WESLEY G SILVA	23841	3197		224,00	4.007,68D
<b>19/02/2013</b>					
VLR DEB TAR BANC CFE AVISO HSBC BANK BRASIL S/A	23396	4615		10,50	3.997,18D
PAGTO DESP C/VIAGENS CAROLINA EDUARDO D.LOZANO CFE MAPA	23876	7000		290,00	3.707,18D
<b>20/02/2013</b>					
VLR DEB TAR BANC CFE AVISO HSBC BANK BRASIL S/A	23400	4615		7,95	3.699,23D
<b>27/02/2013</b>					
PAGTO DESP C/VIAGENS ALAN LUIZ SEVERINO CFE MAPA	23850	7000		185,00	3.514,23D
PAGTO DESP C/VIAGENS CAROLINA RIBEIRO SILVA CFE MAPA	23868	7000		390,00	3.124,23D
<b>28/02/2013</b>					
VLR DEB TAR BANC CFE AVISO HSBC BANK BRASIL S/A	23418	4615		15,90	3.108,33D
<b>06/03/2013</b>					
CHEQUE NR 471 PAGTO DESP C/VIAGENS CAROLINE KROLL CFE MAPA	24139	7000		140,00	2.968,33D
<b>07/03/2013</b>					
PAGTO DESP C/VIAGENS VINICIUS A DITTRICH CFE MAPA	24147	7000		58,02	2.910,31D
VLR DEB TAR BANC CFE AVISO HSBC	24171	4615		1,75	2.908,56D
<b>08/03/2013</b>					
VLR DEVOL TAXA INSCR STELLA ROCHA	24155	2001		192,00	2.716,56D
VLR DEB TAR BANC CFE AVISO HSBC	24180	4615		7,95	2.708,61D
<b>11/03/2013</b>					
VLR DEB TAR BANC CFE AVISO HSBC	24198	4615		23,90	2.684,71D
VLR DEB TAR BANC CFE AVISO HSBC	24201	4615		7,95	2.676,76D
<b>22/03/2013</b>					
VLR DEVOL TAXA INSCR GIOVANA KUNZE	24163	2001		224,00	2.452,76D
<b>25/03/2013</b>					

**Sociedade Botânica do Brasil**  
Razão nº 1 de 01/04/2012 a 30/09/2013

Descrição	Conta	Debitos	Creditos	Saldo atual
28/03/2013				
V.L.R. DES. TAR. BANC. CFE. AVISO HSBC	24019	4915	7,85	2.498,15
29/03/2013				
V.L.R. DES. TAR. BANC. CFE. AVISO HSBC	24028	4915	49,15	2.547,30
03/04/2013				
PACTO REEMBOLSO DESP. DIVIAGENS TAMSA W. CARNEIRO MARQUES CFE. BOMFIM	24078	7000	79,82	2.627,12
V.L.R. DEVOZ. TARG. INSCR. AVILDO DE SOUZA DMS	24087	2001	349,30	1.777,82
03/04/2013				
V.L.R. DES. TAR. BANC. CFE. AVISO HSBC	24028	4915	15,85	1.761,97
09/04/2013				
V.L.R. DES. TAR. BANC. CFE. AVISO HSBC	24044	4915	49,30	1.712,67
10/04/2013				
V.L.R. DES. TAR. BANC. CFE. AVISO HSBC	24052	4915	23,80	1.688,87
22/04/2013				
V.L.R. REEMBOLSO DESP. DIVIAGENS FAPESP (PASSAGENS AEREAS)	24298	7000	2.297,34	3.786,21
25/04/2013				
V.L.R. REEMBOLSO DESP. DIVIAGENS FAPESP (PASSAGENS AEREAS)	24328	7000	5.200,00	8.986,21
PACTO RETENCOES SINF. ST. TECNOLOGIA CONSULTORIA LTDA	24325		553,18	9.539,39
PACTO RRR REP. NF. ST. TECNOLOGIA CONSULTORIA LTDA	24352		178,44	9.717,83
V.L.R. DEVOZ. TARG. INSCR. MARCELA W. WELDO SANTOS	24078	2001	290,00	7.917,83
26/04/2013				
V.L.R. DES. TAR. BANC. CFE. AVISO HSBC	24292	4915	7,85	7.753,98
10/05/2013				
V.L.R. DES. TAR. BANC. CFE. AVISO HSBC	24384	4915	23,90	7.730,08
V.L.R. DES. TAR. BANC. CFE. AVISO HSBC	24352	4915	15,22	7.714,86
24/05/2013				
V.L.R. TARG. INSCR.	24406	2001	442,20	8.157,06
10/06/2013				
V.L.R. DES. TAR. BANC. CFE. AVISO HSBC	24414	4915	23,90	8.133,16
V.L.R. DES. TAR. BANC. CFE. AVISO HSBC	24422	4915	19,21	8.113,95
20/06/2013				
V.L.R. TRANSF. APLIC. FINANCEIRA NDATA	24432	263	8.000,00	11,95
10/07/2013				
V.L.R. DES. TAR. BANC. CFE. AVISO HSBC	24443	4915	23,90	38,05
V.L.R. DES. TAR. BANC. CFE. AVISO HSBC	24457	4915	24,90	62,95
12/08/2013				
V.L.R. DES. TAR. BANC. CFE. AVISO HSBC	24554	4915	23,90	39,05
10/09/2013				
V.L.R. DES. TAR. BANC. CFE. AVISO HSBC	24570	4915	23,90	15,15
18/09/2013				
PACTOS DIVERSOS EFETUADOS NDATA	24528			
V.L.R. REEMBOLSO PACTO FATURA FA00009944 MAC VIAGENS & EVENTOS-RJ (JOSE RUBENS PIRANI)	24589	7000	336,63	417,78
V.L.R. REEMBOLSO PACTO FATURA 10159 MAC AG DE VIAGENS E TURISMO LTDA	24597	7000	550,68	47,10
V.L.R. REEMBOLSO DESP. DIVIAGENS (FAPESP)	24600	7000	1.098,40	1.525,50
19/09/2013				
V.L.R. RESGATE APLIC. FINANCEIRA BDO HSBC	24619	263	20.490,97	22.016,47
23/09/2013				
V.L.R. DEVOZ. ADTO. SOC. BOTANICA DO BRASIL E REPASSE SALDO POSITIVO DO EVENTO	24643		22.021,24	7.995,23
24/09/2013				
V.L.R. DES. TAR. BANC. CFE. AVISO HSBC	24651	4915	7,85	0,00
<b>263 - 1.1.01.03.013 - HSBC BANK BRASIL S/A</b>				
20/04/2012			Saldo anterior:	0,00
V.L.R. TRANSF. APLIC. FINANCEIRA HSBC	4812	201	58.000,00	58.000,00
25/04/2012				
V.L.R. TRANSF. APLIC. FINANCEIRA HSBC	37	201	12.500,00	70.500,00
30/04/2012				
V.L.R. REND. DE APLIC. FINANCEIRA MES 04/12 HSBC	782	5000	60,48	70.560,48
02/05/2012				

# Sociedade Botânica do Brasil

Razão nº 1 de 01/04/2012 a 30/09/2013

Histórico	Chave	Contra	Débito	Crédito	Saldo atual
<b>02/05/2012</b>					
VLR TRANSF APLIC FINANCEIRA HSBC	795	201	105.000,00		155.580,46D
<b>07/05/2012</b>					
VLR TRANSF APLIC FINANCEIRA HSBC	809	201	20.000,00		175.580,46D
<b>14/05/2012</b>					
VLR TRANSF APLIC FINANCEIRA HSBC	787	201	8.700,00		184.280,46D
<b>25/05/2012</b>					
VLR TRANSF APLIC FINANCEIRA HSBC	779	201	16.000,00		200.280,46D
<b>01/06/2012</b>					
VLR TRANSF APLIC FINANCEIRA HSBC	8699	201	59.000,00		259.280,46D
<b>14/06/2012</b>					
VLR TRANSF APLIC FINANCEIRA HSBC	9091	201	12.000,00		271.280,46D
<b>15/06/2012</b>					
VLR RESGATE APLIC FINANCEIRA HSBC	9113	201		6.340,37	284.940,09D
<b>15/08/2012</b>					
VLR TRANSF APLIC FINANCEIRA HSBC	16810	201	170.000,00		434.940,09D
<b>31/08/2012</b>					
VLR REND DE APLIC FINANCEIRA MES 08/12 HSBC	16934	5000	5.219,77		440.159,86D
<b>22/10/2012</b>					
VLR RESGATE APLIC FINANC HSBC	18112	201		10.293,92	429.865,94D
<b>25/10/2012</b>					
VLR RESGATE APLIC FINANC HSBC	18260	201		20.188,46	409.677,48D
<b>30/10/2012</b>					
VLR RESGATE APLIC FINANC HSBC	18414	201		38.968,02	370.679,46D
<b>06/11/2012</b>					
VLR RESGATE APLIC FINANC HSBC BANK BRASIL S/A	19003	201		50.130,39	320.549,07D
<b>08/11/2012</b>					
VLR RESGATE APLIC FINANC HSBC BANK BRASIL S/A	19291	201		61.038,19	259.510,88D
<b>13/11/2012</b>					
VLR RESGATE APLIC FINANC HSBC BANK BRASIL S/A	19755	201		30.746,31	228.764,57D
<b>14/11/2012</b>					
VLR RESGATE APLIC FINANC HSBC BANK BRASIL S/A	19780	201		20.501,65	208.262,92D
<b>16/11/2012</b>					
VLR RESGATE APLIC FINANC HSBC BANK BRASIL S/A	19836	201		30.411,32	177.851,60D
<b>21/11/2012</b>					
VLR RESGATE APLIC FINANC HSBC BANK BRASIL S/A	19895	201		20.060,46	157.771,14D
<b>23/11/2012</b>					
VLR RESGATE APLIC FINANC HSBC BANK BRASIL S/A	19925	201		40.040,09	117.731,05D
<b>29/11/2012</b>					
VLR RESGATE APLIC FINANC HSBC BANK BRASIL S/A	20060	201		90.390,06	27.340,99D
<b>06/12/2012</b>					
VLR RESGATE APLIC HSBC BANK BRASIL S/A	22225	201		15.250,20	12.090,79D
<b>07/12/2012</b>					
VLR RESGATE APLIC HSBC BANK BRASIL S/A	22241	201		16.880,40	4.789,61C
VLR RENDIM DE APLIC FINANC HSBC BANK BRASIL S/A	23914	5000	4.789,61		0,00
<b>15/01/2013</b>					
VLR APLIC FINANC HSBC BANK BRASIL S/A	23159	201	12.000,00		12.000,00D
<b>20/06/2013</b>					
VLR TRANSF P/APLIC FINANCEIRA N/DATA	24430	201	8.000,00		20.000,00D
<b>12/08/2013</b>					
VLR RENDIM DE APLIC FINANC HSBC	24465	5000	373,42		20.373,42D
<b>17/09/2013</b>					
VLR RENDIM DE APLIC FINANC HSBC	24562	5000	113,23		20.486,65D
<b>19/09/2013</b>					
VLR RESGATE APLIC FINANCEIRA BCO HSBC	24619	201		20.490,97	4,32C
VLR RENDIM DE APLIC FINANCEIRA HSBC	24627	5000	4,32		0,00
<b>301 - 1.1.03.01.002 - ADIANTAMENTO A FORNECEDORES</b>				<b>Saldo anterior:</b>	<b>0,00</b>
<b>05/06/2012</b>					
CHEQUE NR 81 PAGTO ADTO FORNECEDOR SYSTEMPRIME WEB - RICARDO LUCAS DA SILVA	8850	201	5.000,00		5.000,00D
<b>14/06/2012</b>					

# Sociedade Botanica do Brasil

Razão nº 1 de 01/04/2012 a 30/09/2013

Histórico	Chave	Contra	Débito	Crédito	Saldo atual
<b>14/06/2012</b> CHEQUE NR 82 PAGTO ADTO FORNECEDOR DIANA MARLIETE CARNEIRO MARQUES	9105		3.000,00		8.000,00D
<b>15/06/2012</b> CHEQUE NR 83 PAGTO ADTO FORNECEDOR TEMPO BRASIL COMUN DESIGN LTDA	9166	201	3.800,00		11.800,00D
<b>16/07/2012</b> CHEQUE NR 84 PAGTO ADTO FORNECEDOR TEMPO BRASIL COMUN DESIGN LTDA	11339	201	3.800,00		15.600,00D
<b>19/07/2012</b> CHEQUE NR 85 PAGTO ADTO FORNECEDOR SYSTEMPRIME WEB - RICARDO LUCAS DA SILVA	11355	201	5.000,00		20.600,00D
<b>05/08/2012</b> VLR NF Nº 31 THEO CARNEIRO MARQUES FOTOGRAFIA	11525	2633		3.000,00	17.600,00D
<b>15/08/2012</b> PAGTO ADTO FORNECEDOR TEMPO BRASIL COMUN DESIGN LTDA	11568	201	7.600,00		25.200,00D
<b>03/09/2012</b> VLR ADTO ATRIO HOTEIS SA SCP PRINZ S HO	16985	201	8.028,00		33.228,00D
VLR ADTO ATRIO HOTEIS SA IBIS JOINVILLE	16993	201	4.770,00		37.998,00D
VLR ADTO ATRIO HOTEIS SA MERCURE JOIN P	17000	201	4.524,00		42.522,00D
<b>17/09/2012</b> VLR ADTO TEMPO BRASIL COMUN & DESIGN LTDA	17272	201	7.692,38		50.214,38D
<b>11/10/2012</b> VLR ADTO FORN MOORE STEPHENS METRI CONTABILIDADE LTDA	18694	201	2.000,00		52.214,38D
<b>19/10/2012</b> CHEQUE NR 92 PAGTO ADTO OPERA EVENTOS CORPORATIVOS LTDA	18619	201	14.077,50		66.291,88D
<b>26/10/2012</b> VLR ADTO ATRIO HOTEIS SA IBIS JOINVILLE	18554	201	10.930,00		77.221,88D
VLR ADTO ATRIO HOTEIS SA MERCURE JOIN P	18562	201	15.581,60		92.803,48D
<b>01/11/2012</b> VLR ADTO IGREJA EVANGELICA QUADRANGULAR	22063	201	5.000,00		97.803,48D
<b>06/11/2012</b> VLR ADTO FORNECEDOR ROSSI SOM E LUZ CFE RECIBO 0323	21830	201	10.000,00		107.803,48D
<b>07/11/2012</b> VLR ADTO FORNECEDOR NELSON LUCIANO ALVES THEODORO	21822	201	2.015,00		109.818,48D
<b>08/11/2012</b> CHEQUE NR 103 PAGTO ADTO CFE RECIBO 252 RESTAURANTE DO NEGO LTDA ME	21610	201	35.000,00		144.818,48D
<b>09/11/2012</b> VLR ADTO FORN MOORE STEPHENS METRI CONTABILIDADE LTDA	21644	201	2.000,00		146.818,48D
VLR ADTO FORNECEDOR PAULO PESSIN ME	21776	201	20.000,00		166.818,48D
<b>12/11/2012</b> VLR QUITACAO ADTO FORNECEDOR NELSON LUCIANO ALVES THEODORO	23990	1039		2.015,00	164.803,48D
<b>20/11/2012</b> CHEQUE NR 096 VLR ADTO FORNECEDOR RICARDO LUCAS DA SILVA ME	21164	201	5.886,00		170.689,48D
<b>23/11/2012</b> VLR ADTO FACE PAGTO A MAIOR NF 238167 FABIO BRAGA PINTO	20753		938,37		171.627,85D
<b>26/11/2012</b> VLR QUITACAO ADTO FORNECEDOR PAULO PESSIN ME	21784	1012		20.000,00	151.627,85D
<b>29/11/2012</b> VLR QUITACAO ADTO FORNECEDOR ROSSI SOM E LUZ CFE RECIBO 0323	23981	1014		10.000,00	141.627,85D
<b>06/12/2012</b> VLR DEVOL ADTO FORN MOORE STEPHENS METRI CONTABILIDADE LTDA	22233	201		6.000,00	135.627,85D
<b>10/12/2012</b> VLR DEVOL ADTO TEMPO BRASIL COMUN & DESIGN LTDA	23949			22.892,38	112.735,47D
<b>20/12/2012</b> VLR QUITACAO ADTO CFE RECIBO 252 RESTAURANTE DO NEGO LTDA ME	22462	1038		35.000,00	77.735,47D
<b>21/12/2012</b> VLR REEMBOLSO PAGTOS FORN OPERA EVENTOS	22381	201		7.551,70	70.183,77D
<b>28/12/2012</b>					

**MOORE STEPHENS METRI CONTABILIDADE LTDA**

# Sociedade Botânica do Brasil

Razão nº 1 de 01/04/2012 a 30/09/2013

Histórico	Chave	Contra	Débito	Crédito	Saldo atual
28/12/2012	18732	7000	10.681,13		59.502,64D
VLR NF Nº 44133 ATRIO HOTEIS S/A					
01/01/2013	18740	7000	13.669,40		45.833,24D
VLR NF Nº 83274 ATRIO HOTEIS S/A					
17/01/2013	21172	1030	5.886,00		39.947,24D
VLR QUITACAO ADTO FORNECEDOR RICARDO LUCAS DA SILVA ME					
VLR ADTO ATRIO HOTEIS SA		201	97,40		40.044,64D
VLR QUITACAO ADTO FORNECEDOR RICARDO LUCAS DA SILVA ME					
21/01/2013	24023	1030	10.000,00		30.044,64D
VLR NF Nº 60710 ATRIO HOTEIS S/A					
31/01/2013	23205	201	5.000,00		5.464,17D
VLR DEVOL ADTO IGREJA EVANGELICA QUADRANGULAR					
VLR DEVOL ADTO FACE PAGTO A MAIOR NF 238167 FABIO BRAGA PINTO					
08/02/2013	23965		938,37		4.525,80D
VLR ADTO FORN MOORE STEPHENS METRI CONTABILIDADE LTDA					
15/08/2013	24503		6.525,80		0,00
VLR NF Nº 2013 OPERA EVENTOS CORPORATIVOS LTDA					
1004 - OPERA - 2.1.01.01.004 - OPERA EVENTOS CORPORATIVOS LTDA					
Saldo anterior:					0,00
02/08/2012	11410		14.077,50		14.077,50C
VLR NF Nº 1657 OPERA EVENTOS CORPORATIVOS LTDA					
07/08/2012	11428	201	14.077,50		0,00
PAGTO DUPLIC. Nº 1657 OPERA EVENTOS CORPORATIVOS LTDA					
10/09/2012	17620		14.077,50		14.077,50C
VLR NF Nº 1663 OPERA EVENTOS CORPORATIVOS LTDA					
14/09/2012	17213	201	14.077,50		0,00
PAGTO DUPLIC. Nº 1663 OPERA EVENTOS CORPORATIVOS LTDA					
1012 - PAULO - 2.1.01.01.013 - PAULO PESSIN ME					
Saldo anterior:					0,00
26/11/2012	20168	2633	41.650,00		41.650,00C
VLR NF Nº 108 PAULO PESSIN ME					
VLR QUITACAO ADTO FORNECEDOR PAULO PESSIN ME					
30/11/2012	21784	301	20.000,00		21.650,00C
PAGTO DUPLIC. Nº 108 PAULO PESSIN ME					
1014 - 2.1.01.01.015 - SERGIO ROSSI EPP					
Saldo anterior:					0,00
29/11/2012	20222	2633	28.400,00		28.400,00C
VLR NF Nº 949 SERGIO ROSSI EPP					
PAGTO DUPLIC. Nº 949 SERGIO ROSSI EPP					
VLR QUITACAO ADTO FORNECEDOR ROSSI SOM E LUZ CFE RECIBO 0323					
1018 - VALMIR - 2.1.01.01.019 - VALMIR DIAS DA ROSA					
Saldo anterior:					0,00
21/11/2012	20389		872,20		872,20C
VLR NF Nº 238171 VALMIR DIAS DA ROSA					
27/11/2012	20400	201	872,20		0,00
CHEQUE NR 057 PAGTO NF 238171 VALMIR DIAS DA ROSA					
1023 - TECNOEVENTO - 2.1.01.01.024 - TECNOEVENTO CONSULTORIA LTDA					
Saldo anterior:					0,00
22/11/2012	20530		9.103,45		9.103,45C
VLR NF Nº 57 TECNOEVENTO CONSULTORIA LTDA					
23/11/2012	20556	201	9.103,45		0,00
PAGTO DUPLIC. Nº 57 TECNOEVENTO CONSULTORIA LTDA					
1025 - FABIO - 2.1.01.01.026 - FABIO BRAGA PINTO					
Saldo anterior:					0,00
21/11/2012	20710		4.761,63		4.761,63C
VLR NF Nº 238167 FABIO BRAGA PINTO					
23/11/2012	20745		4.761,63		0,00
PAGTO DUPLIC. Nº 238167 FABIO BRAGA PINTO					
1030 - 2.1.01.01.031 - RICARDO LUCAS DA SILVA ME					
Saldo anterior:					0,00
17/01/2013	21166	2633	15.866,00		15.866,00C
VLR NF Nº 02 RICARDO LUCAS DA SILVA ME					

## MOORE STEPHENS METRI CONTABILIDADE LTDA

SCI - Visual Sucessor

24/09/2013 14:10:49

# Sociedade Botânica do Brasil

Página 47

Razão nº 1 de 01/04/2012 a 30/09/2013

Histórico	Chave	Contra	Débito	Crédito	Saldo atual
<b>17/01/2013</b>					
VLR QUITACAO ADTO FORNECEDOR RICARDO LUCAS DA SILVA ME	21172	301	5 886,00		10 000,00C
VLR QUITACAO ADTO FORNECEDOR RICARDO LUCAS DA SILVA ME	24023	301	10 000,00		0,00
<b>1033 - RB - 2.1.01.01.034 - RB SERVICOS LTDA EPP</b>					
				<b>Saldo anterior:</b>	<b>0,00</b>
<b>12/11/2012</b>					
VLR NF N° 6582 RB SERVICOS LTDA EPP	21261	2633		2 100,00	2 100,00C
<b>19/11/2012</b>					
PAGTO DUPLIC N° 6582A RB SERVICOS LTDA EPP	21270	201	1 050,00		1 050,00C
<b>10/12/2012</b>					
PAGTO DUPLIC N° 6582B RB SERVICOS LTDA EPP	22926	201	1 050,00		0,00
<b>1038 - NEGO - 2.1.01.01.039 - RESTAURANTE DO NEGO LTDA</b>					
				<b>Saldo anterior:</b>	<b>0,00</b>
<b>04/12/2012</b>					
CHEQUE NR 098 PAGTO NF 5609 RESTAURANTE DO NEGO LTDA	23000	201	32 150,00		32 150,00D
<b>19/12/2012</b>					
CHEQUE NR 448 PAGTO NF 5609 RESTAURANTE DO NEGO LTDA	22470	201	30 000,00		62 150,00D
<b>20/12/2012</b>					
VLR NF N° 5609 RESTAURANTE DO NEGO LTDA	22454	8004		97.150,00	35 000,00C
VLR QUITACAO ADTO CFE RECIBO 252 RESTAURANTE DO NEGO LTDA ME	22462	301	35 000,00		0,00
<b>1039 - NELSON - 2.1.01.01.040 - NELSON LUCIANO ALVES THEODORO</b>					
				<b>Saldo anterior:</b>	<b>0,00</b>
<b>12/11/2012</b>					
VLR NF N° 237433 NELSON LUCIANO ALVES THEODORO	22640			3 685,01	3 685,01C
VLR QUITACAO ADTO FORNECEDOR NELSON LUCIANO ALVES THEODORO	23990	301	2 015,00		1 670,01C
<b>18/12/2012</b>					
PAGTO DUPLIC N° 237433 NELSON LUCIANO ALVES THEODORO	24007		1 670,01		0,00
<b>1625 - 2.1.02.01.005 - INSS a pagar</b>					
				<b>Saldo anterior:</b>	<b>0,00</b>
<b>12/11/2012</b>					
VLR RET INSS S/NF 237433 NELSON LUCIANO ALVES THEODORO	22624			430,78	430,78C
VLR INSS PARTE EMPRESA NF 237433 NELSON LUCIANO ALVES THEODORO	22659	2632		903,00	1.333,78C
<b>21/11/2012</b>					
VLR RET INSS S/NF 238171 VALMIR DIAS DA ROSA	20370			107,80	1.441,58C
VLR INSS PARTE EMPRESA NF 238171 VALMIR DIAS DA ROSA	20397	2632		196,00	1.637,58C
VLR RET INSS S/NF 238167 FABIO BRAGA PINTO	20699			430,78	2.068,36C
VLR INSS PARTE EMPRESA S/NF 238167 FABIO BRAGA PINTO	20729	2632		1.200,00	3.268,36C
<b>08/02/2013</b>					
PAGTO REEMBOLSO INSS SBB	23884	201	3.268,36		0,00
<b>1651 - 2.1.03.01.001 - IRRF-Salários a pagar</b>					
				<b>Saldo anterior:</b>	<b>0,00</b>
<b>12/11/2012</b>					
VLR RET IRRF S/NF 237433 NELSON LUCIANO ALVES THEODORO	22632			399,21	399,21C
<b>21/11/2012</b>					
VLR RET IRRF S/NF 238167 FABIO BRAGA PINTO	20702			807,58	1.206,79C
<b>30/11/2012</b>					
PAGTO IRRF REF. NF 237433 ELSON LUCIANO ALVES	20184	201	399,21		807,58C
PAGTO IRRF REF. NF 238167 FABIO BRAGA PINTO	20192	201	807,58		0,00
<b>1652 - 2.1.03.01.002 - IRRF RETIDO A PAGAR</b>					
				<b>Saldo anterior:</b>	<b>0,00</b>
<b>02/08/2012</b>					
VLR RET IRRF S/NF 1657 OPERA EVENTOS CORPORATIVOS LTDA	11398			225,00	225,00C
<b>10/09/2012</b>					
VLR RET IRRF S/NF 1663 OPERA EVENTOS CORPORATIVOS LTDA	17604			225,00	450,00C
<b>20/09/2012</b>					
PAGTO IRRF REF. NF 1657 OPERA EVENTOS CORPORATIVOS LTDA	17361	201	225,00		225,00C
<b>19/10/2012</b>					
PAGTO RET REF NF 1663 OPERA EVENTOS CORPORATIVOS LTDA	18627	201	225,00		0,00
<b>22/11/2012</b>					
VLR RET IRRF S/NF 57 TECNOEVENTO CONSULTORIA LTDA	20621			145,50	145,50C
<b>25/04/2013</b>					

**Sociedade Botanica do Brasil**  
Razão nº 1 de 01/04/2012 a 30/09/2013

Página 48

Histórico	Chave	Contra	Débito	Crédito	Saldo atual
<b>25/04/2013</b>					
PAGTO IRRF REF NF 57 TECNOEVENTO CONSULTORIA LTDA	24341		145,50		0,00
<b>15/08/2013</b>					
VLR RET IRRF S/NF 2013 OPERA EVENTOS CORPORATIVOS LTDA	24481			104,30	104,30C
<b>18/09/2013</b>					
PAGTO IRRF REF NF 2013 OPERA EVENTOS CORPORATIVOS LTDA	24511		104,30		0,00
<b>1659 - 2.1.03.01.009 - PIS,COFINS,CSLL RETIDO A PAGAR</b>					
				<b>Saldo anterior:</b>	<b>0,00</b>
<b>02/08/2012</b>					
VLR RET S/NF 1657 OPERA EVENTOS CORPORATIVOS LTDA	11401			697,50	697,50C
<b>31/08/2012</b>					
PAGTO RET S/NF 1657 OPERA EVENTOS CORPORATIVOS LTDA	11533	201	697,50		0,00
<b>10/09/2012</b>					
VLR RET S/NF 1663 OPERA EVENTOS CORPORATIVOS LTDA	17612			697,50	697,50C
<b>28/09/2012</b>					
PAGTO RET S/NF 1663 OPERA EVENTOS CORPORATIVOS LTDA	17647	201	697,50		0,00
<b>22/11/2012</b>					
VLR RETENCOES S/NF 57 TECNOEVENTO CONSULTORIA LTDA	20648			451,05	451,05C
<b>25/04/2013</b>					
PAGTO RETENCOES S/NF 57 TECNOEVENTO CONSULTORIA LTDA	24317		451,05		0,00
<b>15/08/2013</b>					
VLR RETENCOES S/NF 2013 OPERA EVENTOS CORPORATIVOS LTDA	24490			323,33	323,33C
<b>18/09/2013</b>					
PAGTO RETENCOES S/NF 2013 OPERA EVENTOS CORPORATIVOS LTDA	24520		323,33		0,00
<b>1661 - 2.1.04.0001 - CHEQUES A COMPENSAR</b>					
				<b>Saldo anterior:</b>	<b>0,00</b>
<b>25/07/2012</b>					
CHEQUE NR 86 PAGTO NF 9580 HOTEL DA VILA LTDA EPP	11371	7000		234,00	234,00C
<b>10/08/2012</b>					
CHEQUE NR 86 PAGTO NF 9580 HOTEL DA VILA LTDA EPP	16896	201	234,00		0,00
<b>1662 - 2.1.04.0002 - ADIANTAMENTOS RECEBIDOS</b>					
				<b>Saldo anterior:</b>	<b>0,00</b>
<b>13/04/2012</b>					
VLR ADTO SOC BOTANICA DO BRASIL	744	201		20.000,00	20.000,00C
<b>23/09/2013</b>					
VLR DEVOL ADTO SOC BOTANICA DO BRASIL	24635		20.000,00		0,00
<b>2001 - 3.1.01.01.001 - RECEITAS DE INSCRICOES</b>					
				<b>Saldo anterior:</b>	<b>0,00</b>
<b>09/04/2012</b>					
VLR TAXA INSCR ANA MARIA GIRARDI	51	201		230,00	230,00C
VLR TAXA INSCR MARCIO SUBY	60	201		230,00	460,00C
VLR TAXA INSCR ANA CAROLINA RODRIGUES	78	201		200,00	660,00C
<b>10/04/2012</b>					
VLR TAXA INSCR LIRIO PEREIRA HORTA	86	201		180,00	840,00C
VLR TAXA INSCR RAQUEL DE OLIVEIRA FARIA	94	201		180,00	1.020,00C
VLR TAXA INSCR MARCIA EMANUELE MADRUGA FORTUNATO	108	201		180,00	1.200,00C
VLR TAXA INSCR MARIA M DA ROCHA FIUZA DE MELO	116	201		230,00	1.430,00C
VLR TAXA INSCR ELISA MITSUTO AOYAMA	124	201		490,00	1.920,00C
<b>11/04/2012</b>					
VLR TAXA INSCR	132	201		230,00	2.150,00C
VLR TAXA INSCR	140	201		200,00	2.350,00C
VLR TAXA INSCR RAFAEL GONCALVES	159	201		130,00	2.480,00C
VLR TAXA INSCR MARCELO POLO	167	201		230,00	2.710,00C
VLR TAXA INSCR	175	201		230,00	2.940,00C
VLR TAXA INSCR ADELITA A S POOL	183	201		230,00	3.170,00C
VLR TAXA INSCR	191	201		230,00	3.400,00C
VLR TAXA INSCR	205	201		230,00	3.630,00C
<b>12/04/2012</b>					
VLR TAXA INSCR RODOLPH SARTIN	221	201		90,00	3.720,00C
VLR TAXA INSCR CARLA Y.G.	230	201		180,00	3.900,00C
VLR TAXA INSCR	248	201		380,00	4.280,00C
VLR TAXA INSCR VERA LUCIA CAMPOS MARTINS	256	201		230,00	4.510,00C

**MOORE STEPHENS METRI CONTABILIDADE LTDA**

SCI -Visual Sucessor  
24/09/2013 14:10:49

**Sociedade Botanica do Brasil**  
Razão nº 1 de 01/04/2012 a 30/09/2013

<b>Histórico</b>	<b>Chave</b>	<b>Contra</b>	<b>Débito</b>	<b>Crédito</b>	<b>Saldo atual</b>
<b>12/04/2012</b>					
VLR TAXA INSCR VERA HELIO FERNANDO DE OLIVEIRA	264	201		230,00	4.740,00C
VLR TAXA INSCR	272	201		230,00	4.970,00C
VLR TAXA INSCR	280	201		230,00	5.200,00C
<b>13/04/2012</b>					
VLR TAXA INSCR	302	201		230,00	5.430,00C
VLR TAXA INSCR	310	201		230,00	5.660,00C
VLR TAXA INSCR	329	201		230,00	5.890,00C
VLR TAXA INSCR	337	201		200,00	6.090,00C
VLR TAXA INSCR ANA PAULA DE FARIA	345	201		180,00	6.270,00C
VLR TAXA INSCR	353	201		180,00	6.450,00C
VLR TAXA INSCR	361	201		180,00	6.630,00C
VLR TAXA INSCR	370	201		180,00	6.810,00C
VLR TAXA INSCR	388	201		230,00	7.040,00C
VLR TAXA INSCR	396	201		230,00	7.270,00C
VLR TAXA INSCR	400	201		180,00	7.450,00C
VLR TAXA INSCR	418	201		230,00	7.680,00C
VLR TAXA INSCR	426	201		200,00	7.880,00C
VLR TAXA INSCR	434	201		180,00	8.060,00C
VLR TAXA INSCR	442	201		230,00	8.290,00C
VLR TAXA INSCR	450	201		180,00	8.470,00C
VLR TAXA INSCR AMANDA BRAGA	469	201		230,00	8.700,00C
VLR TAXA INSCR	477	201		230,00	8.930,00C
VLR TAXA INSCR	485	201		230,00	9.160,00C
<b>16/04/2012</b>					
VLR TAXA INSCR	493	201		200,00	9.360,00C
VLR TAXA INSCR	507	201		230,00	9.590,00C
VLR TAXA INSCR	515	201		230,00	9.820,00C
VLR TAXA INSCR	523	201		230,00	10.050,00C
VLR TAXA INSCR	531	201		380,00	10.430,00C
VLR TAXA INSCR	540	201		230,00	10.660,00C
VLR TAXA INSCR	558	201		200,00	10.860,00C
VLR TAXA INSCR	566	201		200,00	11.060,00C
VLR TAXA INSCR	574	201		260,00	11.320,00C
VLR TAXA INSCR	582	201		230,00	11.550,00C
VLR TAXA INSCR	590	201		380,00	11.930,00C
VLR TAXA INSCR	604	201		230,00	12.160,00C
VLR TAXA INSCR	612	201		230,00	12.390,00C
VLR TAXA INSCR	620	201		230,00	12.620,00C
VLR TAXA INSCR	639	201		180,00	12.800,00C
VLR TAXA INSCR	647	201		490,00	13.290,00C
VLR TAXA INSCR	655	201		200,00	13.490,00C
<b>17/04/2012</b>					
VLR TAXA INSCR	671	201		380,00	13.870,00C
VLR TAXA INSCR	680	201		380,00	14.250,00C
VLR TAXA INSCR	698	201		380,00	14.630,00C
VLR TAXA INSCR	701	201		260,00	14.890,00C
VLR TAXA INSCR	710	201		260,00	15.150,00C
VLR TAXA INSCR	728	201		180,00	15.330,00C
<b>18/04/2012</b>					
VLR TAXA INSCR	4642	201		380,00	15.710,00C
VLR TAXA INSCR	4650	201		380,00	16.090,00C
VLR TAXA INSCR	4669	201		200,00	16.290,00C
VLR TAXA INSCR	4677	201		260,00	16.550,00C
<b>19/04/2012</b>					
VLR TAXA INSCR	4685	201		380,00	16.930,00C
VLR TAXA INSCR	4693	201		200,00	17.130,00C
VLR TAXA INSCR	4707	201		200,00	17.330,00C
VLR TAXA INSCR	4715	201		380,00	17.710,00C
VLR TAXA INSCR	4723	201		520,00	18.230,00C
<b>20/04/2012</b>					

# Sociedade Botânica do Brasil

Razão nº 1 de 01/04/2012 a 30/09/2013

Histórico	Chave	Contra	Débito	Crédito	Saldo atual
<b>20/04/2012</b>				380,00	18 610,00C
VLR TAXA INSCR	4731	201		380,00	18 990,00C
VLR TAXA INSCR	4740	201		380,00	19 370,00C
VLR TAXA INSCR	4758	201		200,00	19 570,00C
VLR TAXA INSCR	4766	201		380,00	19 950,00C
VLR TAXA INSCR	4774	201		200,00	20 150,00C
VLR TAXA INSCR	4782	201		380,00	20 530,00C
VLR TAXA INSCR	4790	201		230,00	20 760,00C
VLR TAXA INSCR	4804	201			
<b>23/04/2012</b>				490,00	21 250,00C
VLR TAXA INSCR	4820	201		200,00	21 450,00C
VLR TAXA INSCR	4839	201		200,00	21 650,00C
VLR TAXA INSCR	4847	201		380,00	22 030,00C
VLR TAXA INSCR	4855	201		200,00	22 230,00C
VLR TAXA INSCR	4863	201		200,00	22 430,00C
VLR TAXA INSCR	4871	201		200,00	22 630,00C
VLR TAXA INSCR	4880	201		380,00	23 010,00C
VLR TAXA INSCR	4898	201		380,00	23 390,00C
VLR TAXA INSCR	4901	201			
<b>24/04/2012</b>				380,00	23 770,00C
VLR TAXA INSCRICAO UNIVERSIDADE FEDERAL DE SC	43	201		380,00	24 150,00C
VLR TAXA INSCR	4936	201		380,00	24 530,00C
VLR TAXA INSCR	4944	201		380,00	24 910,00C
VLR TAXA INSCR	4952	201		380,00	25 290,00C
VLR TAXA INSCR	4960	201		380,00	25 670,00C
VLR TAXA INSCR	4979	201		200,00	25 870,00C
VLR TAXA INSCR	4987	201		200,00	26 070,00C
VLR TAXA INSCR	4995	201		380,00	26 450,00C
VLR TAXA INSCR	5002	201		200,00	26 650,00C
VLR TAXA INSCR	5010	201		380,00	27 030,00C
VLR TAXA INSCR	5029	201		200,00	27 230,00C
VLR TAXA INSCR	5037	201		380,00	27 610,00C
VLR TAXA INSCR	5045	201		380,00	27 990,00C
VLR TAXA INSCR	5053	201			
<b>25/04/2012</b>				380,00	28 370,00C
VLR TAXA INSCR	5061	201		200,00	28 570,00C
VLR TAXA INSCR	5070	201		200,00	28 770,00C
VLR TAXA INSCR	5088	201		380,00	29 150,00C
VLR TAXA INSCR	5096	201		490,00	29 640,00C
VLR TAXA INSCR	5100	201		380,00	30 020,00C
VLR TAXA INSCR	5118	201		200,00	30 220,00C
VLR TAXA INSCR	5126	201		200,00	30 420,00C
VLR TAXA INSCR	5134	201		200,00	30 620,00C
VLR TAXA INSCR	5142	201		200,00	30 820,00C
VLR TAXA INSCR	5150	201		200,00	31 020,00C
VLR TAXA INSCR	5169	201		200,00	31 220,00C
VLR TAXA INSCR	5177	201		490,00	31 710,00C
VLR TAXA INSCR	5185	201		490,00	32 200,00C
VLR TAXA INSCR	5193	201		200,00	32 400,00C
VLR TAXA INSCR	5207	201		200,00	32 600,00C
VLR TAXA INSCR	5215	201		380,00	32 980,00C
VLR TAXA INSCR	5223	201		380,00	33 360,00C
VLR TAXA INSCR	5231	201			
<b>26/04/2012</b>				380,00	33 740,00C
VLR TAXA INSCR	5258	201		200,00	33 940,00C
VLR TAXA INSCR	5266	201		380,00	34 320,00C
VLR TAXA INSCR	5274	201		200,00	34 520,00C
VLR TAXA INSCR	5282	201		380,00	34 900,00C
VLR TAXA INSCR	5290	201		380,00	35 280,00C
VLR TAXA INSCR	5304	201		200,00	35 480,00C
VLR TAXA INSCR	5312	201			


# Sociedade Botanica do Brasil

Razão nº 1 de 01/04/2012 a 30/09/2013

Histórico	Chave	Contra	Débito	Crédito	Saldo atual
<b>26/04/2012</b>					
VLR TAXA INSCR	5320	201		380,00	35 860,00C
VLR TAXA INSCR	5339	201		200,00	36 060,00C
VLR TAXA INSCR	5347	201		380,00	36 440,00C
VLR TAXA INSCR	5355	201		380,00	36 820,00C
VLR TAXA INSCR	5363	201		200,00	37 020,00C
VLR TAXA INSCR	5371	201		380,00	37 400,00C
VLR TAXA INSCR	5380	201		380,00	37 780,00C
VLR TAXA INSCR	5398	201		200,00	37 980,00C
VLR TAXA INSCR	5401	201		200,00	38 180,00C
VLR TAXA INSCR	5410	201		200,00	38 380,00C
VLR TAXA INSCR	5428	201		380,00	38 760,00C
VLR TAXA INSCR	5436	201		380,00	39 140,00C
VLR TAXA INSCR	5444	201		380,00	39 520,00C
VLR TAXA INSCR	5452	201		200,00	39 720,00C
VLR TAXA INSCR	5460	201		490,00	40 210,00C
VLR TAXA INSCR	5479	201		380,00	40 590,00C
VLR TAXA INSCR	5487	201		380,00	40 970,00C
VLR TAXA INSCR	5495	201		380,00	41 350,00C
VLR TAXA INSCR	5509	201		380,00	41 730,00C
VLR TAXA INSCR	5517	201		380,00	42 110,00C
VLR TAXA INSCR	5525	201		380,00	42 490,00C
VLR TAXA INSCR	5533	201		200,00	42 690,00C
VLR TAXA INSCR	5541	201		380,00	43 070,00C
<b>27/04/2012</b>					
VLR TAXA INSCR	5568	201		260,00	43 330,00C
VLR TAXA INSCR	5576	201		200,00	43 530,00C
VLR TAXA INSCR	5584	201		380,00	43 910,00C
VLR TAXA INSCR	5592	201		200,00	44 110,00C
VLR TAXA INSCR	5606	201		200,00	44 310,00C
VLR TAXA INSCR	5614	201		380,00	44 690,00C
VLR TAXA INSCR	5622	201		50,00	44 740,00C
VLR TAXA INSCR	5630	201		200,00	44 940,00C
VLR TAXA INSCR	5649	201		200,00	45 140,00C
VLR TAXA INSCR	5657	201		380,00	45 520,00C
VLR TAXA INSCR	5665	201		380,00	45 900,00C
VLR TAXA INSCR	5673	201		380,00	46 280,00C
VLR TAXA INSCR	5681	201		1.920,00	48 200,00C
VLR TAXA INSCR	5690	201		1.760,00	49 960,00C
VLR TAXA INSCR	5703	201		260,00	50 220,00C
VLR TAXA INSCR	5711	201		380,00	50 600,00C
VLR TAXA INSCR	5720	201		380,00	50 980,00C
VLR TAXA INSCR	5738	201		380,00	51 360,00C
VLR TAXA INSCR	5746	201		380,00	51 740,00C
VLR TAXA INSCR	5754	201		200,00	51 940,00C
VLR TAXA INSCR	5762	201		380,00	52 320,00C
VLR TAXA INSCR	5770	201		380,00	52 700,00C
VLR TAXA INSCR	5789	201		380,00	53 080,00C
VLR TAXA INSCR	5797	201		380,00	53 460,00C
VLR TAXA INSCR	5800	201		50,00	53 510,00C
VLR TAXA INSCR	5819	201		200,00	53 710,00C
VLR TAXA INSCR	5827	201		380,00	54 090,00C
VLR TAXA INSCR	5835	201		200,00	54 290,00C
VLR TAXA INSCR	5843	201		380,00	54 670,00C
VLR TAXA INSCR	5851	201		200,00	54 870,00C
VLR TAXA INSCR	5860	201		200,00	55 070,00C
VLR TAXA INSCR	5878	201		200,00	55 270,00C
VLR TAXA INSCR	5886	201		540,00	55 810,00C
VLR TAXA INSCR	5894	201		200,00	56 010,00C
VLR TAXA INSCR	5908	201		200,00	56 210,00C
VLR TAXA INSCR	5916	201		380,00	56 590,00C

**Sociedade Botânica do Brasil**  
Razão nº 1 de 01/04/2012 a 30/09/2013

Histórico	Chave	Contra	Débito	Crédito	Balço atual
<b>27/04/2012</b>					
VLR TAXA INSCR	6924	201		200,00	56 790,00C
VLR TAXA INSCR	6932	201		200,00	56 990,00C
VLR TAXA INSCR	6940	201		380,00	57 370,00C
VLR TAXA INSCR	6989	201		380,00	57 750,00C
VLR TAXA INSCR	6987	201		380,00	58 130,00C
VLR TAXA INSCR	6976	201		200,00	58 330,00C
VLR TAXA INSCR	6983	201		380,00	58 710,00C
VLR TAXA INSCR	6991	201		200,00	58 910,00C
VLR TAXA INSCR	6009	201		380,00	59 290,00C
VLR TAXA INSCR	6017	201		430,00	59 720,00C
VLR TAXA INSCR	6026	201		380,00	60 100,00C
VLR TAXA INSCR	6033	201		380,00	60 480,00C
VLR TAXA INSCR	6041	201		380,00	60 860,00C
VLR TAXA INSCR	6060	201		200,00	61 060,00C
VLR TAXA INSCR	6068	201		380,00	61 440,00C
VLR TAXA INSCR	6076	201		200,00	61 640,00C
VLR TAXA INSCR	6084	201		380,00	62 020,00C
VLR TAXA INSCR	6092	201		380,00	62 400,00C
VLR TAXA INSCR	6106	201		3 360,00	65 760,00C
VLR TAXA INSCR	6114	201		200,00	65 960,00C
VLR TAXA INSCR	6122	201		200,00	66 160,00C
VLR TAXA INSCR	6130	201		380,00	66 540,00C
VLR TAXA INSCR	6149	201		200,00	66 740,00C
VLR TAXA INSCR	6167	201		200,00	66 940,00C
VLR TAXA INSCR	6165	201		200,00	67 140,00C
VLR TAXA INSCR	6173	201		380,00	67 520,00C
VLR TAXA INSCR	6181	201		200,00	67 720,00C
VLR TAXA INSCR	6190	201		200,00	67 920,00C
VLR TAXA INSCR	6203	201		490,00	68 410,00C
VLR TAXA INSCR	6211	201		260,00	68 670,00C
VLR TAXA INSCR	6220	201		380,00	69 050,00C
VLR TAXA INSCR	6238	201		380,00	69 430,00C
VLR TAXA INSCR	6246	201		380,00	69 810,00C
VLR TAXA INSCR	6254	201		380,00	70 190,00C
VLR TAXA INSCR	6262	201		200,00	70 390,00C
VLR TAXA INSCR	6270	201		200,00	70 590,00C
VLR TAXA INSCR	6289	201		430,00	71 020,00C
VLR TAXA INSCR	6297	201		380,00	71 400,00C
VLR TAXA INSCR	6300	201		380,00	71 780,00C
VLR TAXA INSCR	6319	201		260,00	72 040,00C
VLR TAXA INSCR	6327	201		540,00	72 580,00C
VLR TAXA INSCR	6335	201		50,00	72 630,00C
VLR TAXA INSCR	6343	201		380,00	73 010,00C
VLR TAXA INSCR	6351	201		380,00	73 390,00C
VLR TAXA INSCR	6360	201		380,00	73 770,00C
VLR TAXA INSCR	6378	201		380,00	74 150,00C
VLR TAXA INSCR	6386	201		200,00	74 350,00C
VLR TAXA INSCR	6394	201		490,00	74 840,00C
VLR TAXA INSCR	6408	201		380,00	75 220,00C
VLR TAXA INSCR	6416	201		380,00	75 600,00C
VLR TAXA INSCR	6424	201		200,00	75 800,00C
VLR TAXA INSCR	6432	201		380,00	76 180,00C
VLR TAXA INSCR	6440	201		490,00	76 670,00C
VLR TAXA INSCR	6459	201		2 160,00	78 830,00C
VLR TAXA INSCR	6467	201		260,00	79 090,00C
VLR TAXA INSCR	6476	201		380,00	79 470,00C
VLR TAXA INSCR	6483	201		150,00	79 620,00C
VLR TAXA INSCR	6491	201		380,00	80 000,00C
VLR TAXA INSCR	6505	201		380,00	80 380,00C
<b>30/04/2012</b>					



# Sociedade Botânica do Brasil

Razão nº 1 de 01/04/2012 a 30/09/2013

Histórico	Chave	Contra	Débito	Crédito	Saldo atual
30/04/2012					
VLR TAXA INSCR	6521	201		200,00	80.580,00C
VLR TAXA INSCR	6530	201		380,00	80.960,00C
VLR TAXA INSCR	6548	201		380,00	81.340,00C
VLR TAXA INSCR	6556	201		200,00	81.540,00C
VLR TAXA INSCR	6564	201		580,00	82.120,00C
VLR TAXA INSCR	6572	201		200,00	82.320,00C
VLR TAXA INSCR	6580	201		40,00	82.360,00C
VLR TAXA INSCR	6599	201		40,00	82.400,00C
VLR TAXA INSCR	6602	201		200,00	82.600,00C
VLR TAXA INSCR	6610	201		200,00	82.800,00C
VLR TAXA INSCR	6629	201		380,00	83.180,00C
VLR TAXA INSCR	6637	201		200,00	83.380,00C
VLR TAXA INSCR	6645	201		200,00	83.580,00C
VLR TAXA INSCR	6653	201		200,00	83.780,00C
VLR TAXA INSCR	6661	201		380,00	84.160,00C
VLR TAXA INSCR	6670	201		200,00	84.360,00C
VLR TAXA INSCR	6688	201		240,00	84.600,00C
VLR TAXA INSCR	6696	201		240,00	84.840,00C
VLR TAXA INSCR	6700	201		240,00	85.080,00C
VLR TAXA INSCR	6718	201		40,00	85.120,00C
VLR TAXA INSCR	6726	201		380,00	85.500,00C
VLR TAXA INSCR	6734	201		260,00	85.760,00C
VLR TAXA INSCR	6742	201		200,00	85.960,00C
VLR TAXA INSCR	6750	201		50,00	86.010,00C
VLR TAXA INSCR	6769	201		580,00	86.590,00C
VLR TAXA INSCR	6777	201		200,00	86.790,00C
VLR TAXA INSCR	6785	201		2.520,00	89.310,00C
VLR TAXA INSCR	6793	201		380,00	89.690,00C
VLR TAXA INSCR	6807	201		380,00	90.070,00C
VLR TAXA INSCR	6815	201		250,00	90.320,00C
VLR TAXA INSCR	6823	201		380,00	90.700,00C
VLR TAXA INSCR	6831	201		200,00	90.900,00C
VLR TAXA INSCR	6840	201		200,00	91.100,00C
VLR TAXA INSCR	6858	201		50,00	91.150,00C
VLR TAXA INSCR	6866	201		490,00	91.640,00C
VLR TAXA INSCR	6874	201		200,00	91.840,00C
VLR TAXA INSCR	6882	201		200,00	92.040,00C
VLR TAXA INSCR	6890	201		380,00	92.420,00C
VLR TAXA INSCR	6904	201		200,00	92.620,00C
VLR TAXA INSCR	6912	201		200,00	92.820,00C
VLR TAXA INSCR	6920	201		200,00	93.020,00C
VLR TAXA INSCR	6939	201		430,00	93.450,00C
VLR TAXA INSCR	6947	201		200,00	93.650,00C
VLR TAXA INSCR	6955	201		200,00	93.850,00C
VLR TAXA INSCR	6963	201		490,00	94.340,00C
VLR TAXA INSCR	6971	201		200,00	94.540,00C
VLR TAXA INSCR	6980	201		380,00	94.920,00C
VLR TAXA INSCR	6998	201		380,00	95.300,00C
VLR TAXA INSCR	7005	201		200,00	95.500,00C
VLR TAXA INSCR	7013	201		490,00	95.990,00C
VLR TAXA INSCR	7021	201		380,00	96.370,00C
VLR TAXA INSCR	7030	201		200,00	96.570,00C
VLR TAXA INSCR	7048	201		380,00	96.950,00C
VLR TAXA INSCR	7056	201		200,00	97.150,00C
VLR TAXA INSCR	7064	201		260,00	97.410,00C
VLR TAXA INSCR	7072	201		380,00	97.790,00C
VLR TAXA INSCR	7080	201		380,00	98.170,00C
VLR TAXA INSCR	7099	201		200,00	98.370,00C
VLR TAXA INSCR	7102	201		380,00	98.750,00C
VLR TAXA INSCR	7110	201		240,00	98.990,00C

# Sociedade Botanica do Brasil

Razão nº 1 de 01/04/2012 a 30/09/2013

Histórico	Chave	Contra	Débito	Crédito	Saldo atual
30/04/2012					
VLR TAXA INSCR	7129	201		200,00	99.190,00C
VLR TAXA INSCR	7137	201		200,00	99.390,00C
VLR TAXA INSCR	7145	201		200,00	99.590,00C
VLR TAXA INSCR	7153	201		380,00	99.970,00C
VLR TAXA INSCR	7161	201		380,00	100.350,00C
VLR TAXA INSCR	7170	201		200,00	100.550,00C
VLR TAXA INSCR	7188	201		50,00	100.600,00C
VLR TAXA INSCR	7196	201		380,00	100.980,00C
VLR TAXA INSCR	7200	201		490,00	101.470,00C
VLR TAXA INSCR	7218	201		200,00	101.670,00C
VLR TAXA INSCR	7226	201		380,00	102.050,00C
VLR TAXA INSCR	7234	201		200,00	102.250,00C
VLR TAXA INSCR	7242	201		200,00	102.450,00C
VLR TAXA INSCR	7250	201		260,00	102.710,00C
VLR TAXA INSCR	7269	201		200,00	102.910,00C
VLR TAXA INSCR	7277	201		200,00	103.110,00C
VLR TAXA INSCR	7285	201		200,00	103.310,00C
VLR TAXA INSCR	7293	201		380,00	103.690,00C
VLR TAXA INSCR	7307	201		380,00	104.070,00C
VLR TAXA INSCR	7315	201		490,00	104.560,00C
VLR TAXA INSCR	7323	201		240,00	104.800,00C
VLR TAXA INSCR	7331	201		380,00	105.180,00C
VLR TAXA INSCR	7340	201		200,00	105.380,00C
VLR TAXA INSCR	7358	201		40,00	105.420,00C
VLR TAXA INSCR	7366	201		380,00	105.800,00C
VLR TAXA INSCR	7374	201		380,00	106.180,00C
VLR TAXA INSCR	7382	201		200,00	106.380,00C
VLR TAXA INSCR	7390	201		200,00	106.580,00C
VLR TAXA INSCR	7404	201		380,00	106.960,00C
VLR TAXA INSCR	7412	201		380,00	107.340,00C
VLR TAXA INSCR	7420	201		380,00	107.720,00C
VLR TAXA INSCR	7439	201		380,00	108.100,00C
VLR TAXA INSCR	7447	201		380,00	108.480,00C
VLR TAXA INSCR	7455	201		200,00	108.680,00C
VLR TAXA INSCR	7463	201		200,00	108.880,00C
VLR TAXA INSCR	7471	201		200,00	109.080,00C
VLR TAXA INSCR	7480	201		380,00	109.460,00C
VLR TAXA INSCR	7498	201		380,00	109.840,00C
VLR TAXA INSCR	7501	201		240,00	110.080,00C
VLR TAXA INSCR	7510	201		200,00	110.280,00C
VLR TAXA INSCR	7528	201		380,00	110.660,00C
VLR TAXA INSCR	7536	201		50,00	110.710,00C
VLR TAXA INSCR	7544	201		420,00	111.130,00C
VLR TAXA INSCR	7552	201		380,00	111.510,00C
VLR TAXA INSCR	7560	201		40,00	111.550,00C
VLR TAXA INSCR	7579	201		200,00	111.750,00C
VLR TAXA INSCR	7587	201		200,00	111.950,00C
VLR TAXA INSCR	7595	201		200,00	112.150,00C
VLR TAXA INSCR	7609	201		50,00	112.200,00C
VLR TAXA INSCR	7617	201		380,00	112.580,00C
VLR TAXA INSCR	7625	201		200,00	112.780,00C
VLR TAXA INSCR	7633	201		200,00	112.980,00C
VLR TAXA INSCR	7641	201		380,00	113.360,00C
VLR TAXA INSCR	7650	201		380,00	113.740,00C
VLR TAXA INSCR	7668	201		200,00	113.940,00C
VLR TAXA INSCR	7676	201		200,00	114.140,00C
VLR TAXA INSCR	7684	201		200,00	114.340,00C
VLR TAXA INSCR	7692	201		200,00	114.540,00C
VLR TAXA INSCR	7706	201		260,00	114.800,00C
VLR TAXA INSCR	7714	201		200,00	115.000,00C

A

# Sociedade Botanica do Brasil

Razão nº 1 de 01/04/2012 a 30/09/2013

Histórico	Chave	Contra	Débito	Crédito	Saldo atual
<b>30/04/2012</b>					
VLR TAXA INSCR	7722	201		200,00	115 200,00C
VLR TAXA INSCR	7730	201		200,00	115 400,00C
VLR TAXA INSCR	7749	201		200,00	115 600,00C
VLR TAXA INSCR	7767	201		240,00	115 840,00C
VLR TAXA INSCR	7768	201		380,00	116 220,00C
VLR TAXA INSCR	7773	201		200,00	116 420,00C
VLR TAXA INSCR	7781	201		200,00	116 620,00C
VLR TAXA INSCR	7790	201		380,00	117 000,00C
VLR TAXA INSCR	7803	201		200,00	117 200,00C
VLR TAXA INSCR	7811	201		380,00	117 580,00C
VLR TAXA INSCR	7820	201		380,00	117 960,00C
VLR TAXA INSCR	7838	201		380,00	118 340,00C
VLR TAXA INSCR	7846	201		380,00	118 720,00C
VLR TAXA INSCR	7854	201		490,00	119 210,00C
VLR TAXA INSCR	7862	201		200,00	119 410,00C
VLR TAXA INSCR	7870	201		50,00	119 460,00C
VLR TAXA INSCR	7889	201		100,00	119 560,00C
VLR TAXA INSCR	7897	201		380,00	119 940,00C
VLR TAXA INSCR	7900	201		260,00	120 200,00C
VLR TAXA INSCR	7919	201		380,00	120 580,00C
VLR TAXA INSCR	7927	201		380,00	120 960,00C
VLR TAXA INSCR	7935	201		200,00	121 160,00C
VLR TAXA INSCR	7943	201		200,00	121 360,00C
VLR TAXA INSCR	7951	201		50,00	121 410,00C
VLR TAXA INSCR	7960	201		380,00	121 790,00C
VLR TAXA INSCR	7978	201		380,00	122 170,00C
VLR TAXA INSCR	7986	201		380,00	122 550,00C
VLR TAXA INSCR	7994	201		490,00	123 040,00C
VLR TAXA INSCR	8001	201		200,00	123 240,00C
VLR TAXA INSCR	8010	201		380,00	123 620,00C
VLR TAXA INSCR	8028	201		50,00	123 670,00C
VLR TAXA INSCR	8036	201		380,00	124 050,00C
VLR TAXA INSCR	8044	201		490,00	124 540,00C
VLR TAXA INSCR	8052	201		490,00	125 030,00C
VLR TAXA INSCR	8060	201		50,00	125 080,00C
VLR TAXA INSCR	8079	201		380,00	125 460,00C
VLR TAXA INSCR	8087	201		380,00	125 840,00C
VLR TAXA INSCR	8095	201		100,00	125 940,00C
VLR TAXA INSCR	8109	201		200,00	126 140,00C
VLR TAXA INSCR	8117	201		200,00	126 340,00C
VLR TAXA INSCR	8125	201		380,00	126 720,00C
VLR TAXA INSCR	8133	201		200,00	126 920,00C
VLR TAXA INSCR	8141	201		380,00	127 300,00C
VLR TAXA INSCR	8150	201		200,00	127 500,00C
VLR TAXA INSCR	8168	201		260,00	127 760,00C
VLR TAXA INSCR	8176	201		380,00	128 140,00C
VLR TAXA INSCR	8184	201		240,00	128 380,00C
VLR TAXA INSCR	8192	201		200,00	128 580,00C
VLR TAXA INSCR	8206	201		200,00	128 780,00C
VLR TAXA INSCR	8214	201		380,00	129 160,00C
VLR TAXA INSCR	8222	201		260,00	129 420,00C
VLR TAXA INSCR	8230	201		50,00	129 470,00C
VLR TAXA INSCR	8249	201		380,00	129 850,00C
VLR TAXA INSCR	8257	201		260,00	130 110,00C
VLR TAXA INSCR	8265	201		200,00	130 310,00C
VLR TAXA INSCR	8273	201		200,00	130 510,00C
VLR TAXA INSCR	8281	201		240,00	130 750,00C
VLR TAXA INSCR	8290	201		200,00	130 950,00C
VLR TAXA INSCR	8303	201		380,00	131 330,00C
VLR TAXA INSCR	8311	201		200,00	131 530,00C

# Sociedade Botanica do Brasil

Razão nº 1 de 01/04/2012 a 30/09/2013

Histórico	Chave	Contra	Débito	Crédito	Saldo atual
<b>30/04/2012</b>					
VLR TAXA INSCR	8320	201		430,00	131.960,00C
VLR TAXA INSCR	8338	201		200,00	132.160,00C
<b>02/05/2012</b>					
VLR TAXA INSCR	817	201		200,00	132.360,00C
VLR TAXA INSCR	825	201		380,00	132.740,00C
VLR TAXA INSCR	833	201		200,00	132.940,00C
VLR TAXA INSCR	841	201		380,00	133.320,00C
VLR TAXA INSCR	850	201		200,00	133.520,00C
VLR TAXA INSCR	868	201		200,00	133.720,00C
VLR TAXA INSCR	876	201		200,00	133.920,00C
VLR TAXA INSCR	884	201		380,00	134.300,00C
VLR TAXA INSCR	892	201		200,00	134.500,00C
VLR TAXA INSCR	906	201		40,00	134.540,00C
VLR TAXA INSCR	914	201		200,00	134.740,00C
VLR TAXA INSCR	922	201		50,00	134.790,00C
VLR TAXA INSCR	930	201		380,00	135.170,00C
VLR TAXA INSCR	949	201		200,00	135.370,00C
VLR TAXA INSCR	957	201		80,00	135.450,00C
VLR TAXA INSCR	965	201		250,00	135.700,00C
VLR TAXA INSCR	973	201		280,00	135.980,00C
VLR TAXA INSCR	981	201		200,00	136.180,00C
VLR TAXA INSCR	990	201		200,00	136.380,00C
VLR TAXA INSCR	1007	201		380,00	136.760,00C
VLR TAXA INSCR	1015	201		530,00	137.290,00C
VLR TAXA INSCR	1023	201		200,00	137.490,00C
VLR TAXA INSCR	1031	201		200,00	137.690,00C
VLR TAXA INSCR	1040	201		430,00	138.120,00C
VLR TAXA INSCR	1058	201		260,00	138.380,00C
VLR TAXA INSCR	1066	201		200,00	138.580,00C
VLR TAXA INSCR	1074	201		200,00	138.780,00C
VLR TAXA INSCR	1082	201		380,00	139.160,00C
VLR TAXA INSCR	1090	201		180,00	139.340,00C
VLR TAXA INSCR	1104	201		200,00	139.540,00C
VLR TAXA INSCR	1112	201		380,00	139.920,00C
VLR TAXA INSCR	1120	201		380,00	140.300,00C
VLR TAXA INSCR	1139	201		200,00	140.500,00C
VLR TAXA INSCR	1147	201		200,00	140.700,00C
VLR TAXA INSCR	1155	201		200,00	140.900,00C
VLR TAXA INSCR	1163	201		250,00	141.160,00C
VLR TAXA INSCR	1171	201		180,00	141.340,00C
VLR TAXA INSCR	1180	201		180,00	141.520,00C
VLR TAXA INSCR	1198	201		180,00	141.700,00C
VLR TAXA INSCR	1201	201		530,00	142.230,00C
VLR TAXA INSCR	1210	201		180,00	142.410,00C
VLR TAXA INSCR	1228	201		240,00	142.650,00C
VLR TAXA INSCR	1236	201		240,00	142.890,00C
VLR TAXA INSCR	1244	201		200,00	143.090,00C
VLR TAXA INSCR	1252	201		260,00	143.350,00C
VLR TAXA INSCR	1260	201		490,00	143.840,00C
VLR TAXA INSCR	1279	201		140,00	143.980,00C
<b>03/05/2012</b>					
VLR TAXA INSCR	1295	201		380,00	144.360,00C
VLR TAXA INSCR	1309	201		380,00	144.740,00C
VLR TAXA INSCR	1317	201		760,00	145.500,00C
VLR TAXA INSCR	1325	201		380,00	145.880,00C
VLR TAXA INSCR	1333	201		40,00	145.920,00C
VLR TAXA INSCR	1341	201		200,00	146.120,00C
VLR TAXA INSCR	1350	201		200,00	146.320,00C
VLR TAXA INSCR	1368	201		250,00	146.570,00C
VLR TAXA INSCR	1376	201		260,00	146.830,00C

# Sociedade Botânica do Brasil

Página: 57

Razão nº 1 de 01/04/2012 a 30/09/2013

Histórico	Chave	Contra	Débito	Crédito	Saldo atual
<b>03/05/2012</b>					
VLR TAXA INSCR	1384	201		40,00	146 870,00C
VLR TAXA INSCR	1392	201		180,00	147 050,00C
VLR TAXA INSCR	1406	201		40,00	147 090,00C
VLR TAXA INSCR	1414	201		180,00	147 270,00C
VLR TAXA INSCR	1422	201		180,00	147 450,00C
VLR TAXA INSCR	1430	201		180,00	147 630,00C
VLR TAXA INSCR	1449	201		180,00	147 810,00C
VLR TAXA INSCR	1457	201		180,00	147 990,00C
VLR TAXA INSCR	1466	201		245,00	148 235,00C
VLR TAXA INSCR	1473	201		80,00	148 315,00C
VLR TAXA INSCR	1481	201		260,00	148 575,00C
VLR TAXA INSCR	1490	201		200,00	148 775,00C
VLR TAXA INSCR	1503	201		380,00	149 155,00C
VLR TAXA INSCR	1511	201		3 640,00	152 795,00C
VLR TAXA INSCR	1520	201		180,00	152 975,00C
VLR TAXA INSCR	1538	201		40,00	153 015,00C
VLR TAXA INSCR	1546	201		200,00	153 215,00C
VLR TAXA INSCR	1554	201		230,00	153 445,00C
VLR TAXA INSCR	1562	201		80,00	153 525,00C
<b>04/05/2012</b>					
VLR TAXA INSCR	1589	201		140,00	153 665,00C
VLR TAXA INSCR	1597	201		435,00	154 100,00C
VLR TAXA INSCR	1600	201		380,00	154 480,00C
VLR TAXA INSCR	1619	201		200,00	154 680,00C
VLR TAXA INSCR	1627	201		200,00	154 880,00C
VLR TAXA INSCR	1635	201		40,00	154 920,00C
VLR TAXA INSCR	1643	201		245,00	155 165,00C
VLR TAXA INSCR	1651	201		45,00	155 210,00C
VLR TAXA INSCR	1660	201		300,00	155 510,00C
VLR TAXA INSCR	1678	201		435,00	155 945,00C
<b>07/05/2012</b>					
VLR TAXA INSCR	1686	201		45,00	155 990,00C
VLR TAXA INSCR	1694	201		55,00	156 045,00C
VLR TAXA INSCR	1708	201		40,00	156 085,00C
VLR TAXA INSCR	1716	201		200,00	156 285,00C
VLR TAXA INSCR	1724	201		45,00	156 330,00C
VLR TAXA INSCR	1732	201		45,00	156 375,00C
VLR TAXA INSCR	1740	201		45,00	156 420,00C
VLR TAXA INSCR	1759	201		45,00	156 465,00C
VLR TAXA INSCR	1767	201		45,00	156 510,00C
VLR TAXA INSCR	1775	201		490,00	157 000,00C
VLR TAXA INSCR	1783	201		1,00	157 001,00C
VLR TAXA INSCR	1791	201		50,00	157 051,00C
VLR TAXA INSCR	1805	201		40,00	157 091,00C
VLR TAXA INSCR	8354	201		490,00	157 581,00C
<b>08/05/2012</b>					
VLR TAXA INSCR	1813	201		345,00	157 926,00C
VLR TAXA INSCR	1821	201		245,00	158 171,00C
VLR TAXA INSCR	1830	201		55,00	158 226,00C
VLR TAXA INSCR	1848	201		435,00	158 661,00C
VLR TAXA INSCR	1856	201		345,00	159 006,00C
VLR TAXA INSCR	1864	201		435,00	159 441,00C
VLR TAXA INSCR	1872	201		245,00	159 686,00C
VLR TAXA INSCR	1880	201		260,00	159 946,00C
VLR TAXA INSCR	1899	201		245,00	160 191,00C
VLR TAXA INSCR	1902	201		200,00	160 391,00C
VLR TAXA INSCR	1910	201		435,00	160 826,00C
VLR TAXA INSCR	1929	201		45,00	160 871,00C
VLR TAXA INSCR	1937	201		45,00	160 916,00C
<b>09/05/2012</b>					



# Sociedade Botânica do Brasil

Página 15


Rua Dr. Ruy Barbosa nº 1 de 01040012 a 20090012

NUMERO	Chave	Centro	Debito	Credito	Saldo atual
<b>08040012</b>					
ULF TASH INSCR	144	01		91,0	91,000,00
ULF TASH INSCR	145	01		99,0	91,340,00
ULF TASH INSCR	146	01		40,0	91,380,00
ULF TASH INSCR	147	01		20,0	91,360,00
ULF TASH INSCR	148	01		90,0	91,450,00
ULF TASH INSCR	149	01		20,0	91,470,00
<b>10050012</b>					
ULF TASH INSCR	211	01		24,0	91,490,00
ULF TASH INSCR	212	01		26,0	91,510,00
ULF TASH INSCR	213	01		60,0	91,450,00
ULF TASH INSCR	214	01		60,0	91,510,00
ULF TASH INSCR	215	01		40,0	91,550,00
ULF TASH INSCR	216	01		19,0	91,569,00
ULF TASH INSCR	217	01		16,0	91,585,00
<b>11050012</b>					
ULF TASH INSCR	218	01		24,0	91,570,00
ULF TASH INSCR	219	01		24,0	91,590,00
ULF TASH INSCR	210	01		40,0	91,410,00
ULF TASH INSCR	030	01		67,0	91,390,00
<b>14050012</b>					
ULF TASH INSCR	219	01		60,0	16,000,00
ULF TASH INSCR	217	01		40,0	16,000,00
ULF TASH INSCR	215	01		24,0	16,440,00
ULF TASH INSCR	240	01		24,0	16,600,00
ULF TASH INSCR	215	01		24,0	16,000,00
ULF TASH INSCR	216	01		40,0	16,000,00
ULF TASH INSCR MARCELA WIMMELT SAUTTE	217	01		20,0	16,000,00
ULF TASH INSCR	216	01		60,0	16,000,00
<b>15050012</b>					
ULF TASH INSCR	214	01		40,0	16,000,00
ULF TASH INSCR	218	01		40,0	16,000,00
ULF TASH INSCR	216	01		40,0	16,000,00
ULF TASH INSCR	214	01		30,0	16,000,00
<b>16050012</b>					
ULF TASH INSCR	211	01		40,0	16,000,00
ULF TASH INSCR	214	01		40,0	16,000,00
ULF TASH INSCR	215	01		24,0	16,000,00
ULF TASH INSCR	217	01		30,0	16,000,00
ULF TASH INSCR	215	01		24,0	16,000,00
ULF TASH INSCR	210	01		20,0	16,000,00
<b>17050012</b>					
ULF TASH INSCR	217	01		40,0	16,000,00
ULF TASH INSCR	216	01		24,0	16,000,00
ULF TASH INSCR	210	01		40,0	16,000,00
ULF TASH INSCR	217	01		40,0	16,000,00
ULF TASH INSCR	210	01		24,0	16,000,00
ULF TASH INSCR	214	01		40,0	16,000,00
<b>18050012</b>					
ULF TASH INSCR	216	01		24,0	16,000,00
ULF TASH INSCR	214	01		24,0	16,000,00
ULF TASH INSCR	217	01		40,0	16,000,00
ULF TASH INSCR	216	01		24,0	16,000,00
ULF TASH INSCR	216	01		40,0	16,000,00
ULF TASH INSCR	240	01		24,0	16,000,00
ULF TASH INSCR	240	01		40,0	16,000,00
ULF TASH INSCR	240	01		40,0	16,000,00
ULF TASH INSCR	247	01		40,0	16,000,00
<b>21050012</b>					
ULF TASH INSCR	240	01		40,0	16,000,00
ULF TASH INSCR	240	01		40,0	16,000,00



**Sociedade Botanica do Brasil**  
Razão nº 1 de 01/04/2012 a 30/09/2013

Histórico	Chave	Contra	Débito	Crédito	Saldo atual
<b>21/05/2012</b>					
VLR TAXA INSCR	2470	201		45,00	172.416,00C
VLR TAXA INSCR	2488	201		380,00	172.796,00C
VLR TAXA INSCR	2496	201		290,00	173.086,00C
VLR TAXA INSCR	2500	201		435,00	173.521,00C
VLR TAXA INSCR	2518	201		435,00	173.956,00C
VLR TAXA INSCR	2526	201		435,00	174.391,00C
<b>22/05/2012</b>					
VLR TAXA INSCR	2534	201		45,00	174.436,00C
VLR TAXA INSCR	2542	201		625,00	175.061,00C
VLR TAXA INSCR	2550	201		435,00	175.496,00C
VLR TAXA INSCR	2569	201		435,00	175.931,00C
VLR TAXA INSCR	2577	201		435,00	176.366,00C
VLR TAXA INSCR	2585	201		435,00	176.801,00C
VLR TAXA INSCR	2593	201		290,00	177.091,00C
VLR TAXA INSCR	2607	201		580,00	177.671,00C
<b>23/05/2012</b>					
VLR TAXA INSCR	2615	201		435,00	178.106,00C
VLR TAXA INSCR	2623	201		245,00	178.351,00C
VLR TAXA INSCR	2631	201		45,00	178.396,00C
VLR TAXA INSCR	2640	201		245,00	178.641,00C
VLR TAXA INSCR	2658	201		245,00	178.886,00C
VLR TAXA INSCR	2666	201		435,00	179.321,00C
VLR TAXA INSCR	2674	201		45,00	179.366,00C
VLR TAXA INSCR	2682	201		245,00	179.611,00C
VLR TAXA INSCR	2690	201		45,00	179.656,00C
<b>24/05/2012</b>					
VLR TAXA INSCR	2704	201		245,00	179.901,00C
VLR TAXA INSCR	2712	201		245,00	180.146,00C
VLR TAXA INSCR	2720	201		290,00	180.436,00C
VLR TAXA INSCR	2739	201		245,00	180.681,00C
VLR TAXA INSCR	2747	201		435,00	181.116,00C
VLR TAXA INSCR	2755	201		245,00	181.361,00C
VLR TAXA INSCR	2763	201		245,00	181.606,00C
<b>25/05/2012</b>					
VLR TAXA INSCR	2780	201		435,00	182.041,00C
VLR TAXA INSCR	2798	201		245,00	182.286,00C
VLR TAXA INSCR	2801	201		245,00	182.531,00C
VLR TAXA INSCR	2810	201		435,00	182.966,00C
VLR TAXA INSCR	2828	201		55,00	183.021,00C
VLR TAXA INSCR	2836	201		45,00	183.066,00C
VLR TAXA INSCR	2844	201		290,00	183.356,00C
<b>28/05/2012</b>					
VLR TAXA INSCR	2860	201		245,00	183.601,00C
VLR TAXA INSCR	2879	201		260,00	183.861,00C
VLR TAXA INSCR	2887	201		245,00	184.106,00C
VLR TAXA INSCR	2895	201		245,00	184.351,00C
VLR TAXA INSCR	2909	201		435,00	184.786,00C
VLR TAXA INSCR	2917	201		435,00	185.221,00C
VLR TAXA INSCR	2925	201		345,00	185.566,00C
VLR TAXA INSCR	2933	201		245,00	185.811,00C
VLR TAXA INSCR	2941	201		45,00	185.856,00C
VLR TAXA INSCR	2950	201		245,00	186.101,00C
VLR TAXA INSCR	2968	201		245,00	186.346,00C
VLR TAXA INSCR	2976	201		345,00	186.691,00C
VLR TAXA INSCR	2984	201		435,00	187.126,00C
VLR TAXA INSCR	2992	201		435,00	187.561,00C
VLR TAXA INSCR	3000	201		245,00	187.806,00C
<b>29/05/2012</b>					
VLR TAXA INSCR	3018	201		435,00	188.241,00C
VLR TAXA INSCR	3026	201		245,00	188.486,00C



# Sociedade Botânica do Brasil


Página: 60

Razão nº 1 de 01/04/2012 a 30/09/2013

Histórico	Chave	Contra	Débito	Crédito	Saldo atual
<b>29/05/2012</b>					
VLR TAXA INSCR	3034	201		245,00	188.731,00C
VLR TAXA INSCR	3042	201		245,00	188.976,00C
VLR TAXA INSCR	3050	201		245,00	189.221,00C
VLR TAXA INSCR	3069	201		435,00	189.656,00C
VLR TAXA INSCR	3077	201		345,00	190.001,00C
VLR TAXA INSCR	3085	201		435,00	190.436,00C
VLR TAXA INSCR	3093	201		435,00	190.871,00C
VLR TAXA INSCR	3107	201		435,00	191.306,00C
VLR TAXA INSCR	3115	201		435,00	191.741,00C
VLR TAXA INSCR	3123	201		580,00	192.321,00C
VLR TAXA INSCR	3131	201		435,00	192.756,00C
VLR TAXA INSCR	3140	201		246,00	193.002,00C
VLR TAXA INSCR	3158	201		55,00	193.057,00C
VLR TAXA INSCR	3166	201		435,00	193.492,00C
VLR TAXA INSCR	3174	201		435,00	193.927,00C
VLR TAXA INSCR	3182	201		435,00	194.362,00C
VLR TAXA INSCR	3190	201		245,00	194.607,00C
VLR TAXA INSCR	3204	201		245,00	194.852,00C
VLR TAXA INSCR	3212	201		435,00	195.287,00C
VLR TAXA INSCR	3220	201		435,00	195.722,00C
VLR TAXA INSCR	3239	201		245,00	195.967,00C
VLR TAXA INSCR	3247	201		435,00	196.402,00C
VLR TAXA INSCR	3255	201		345,00	196.747,00C
VLR TAXA INSCR	3263	201		245,00	196.992,00C
VLR TAXA INSCR	3271	201		260,00	197.252,00C
VLR TAXA INSCR	3280	201		140,00	197.392,00C
VLR TAXA INSCR	3298	201		140,00	197.532,00C
<b>30/05/2012</b>					
VLR TAXA INSCR	3310	201		245,00	197.777,00C
VLR TAXA INSCR	3328	201		245,00	198.022,00C
VLR TAXA INSCR	3336	201		435,00	198.457,00C
VLR TAXA INSCR	3344	201		435,00	198.892,00C
VLR TAXA INSCR	3352	201		245,00	199.137,00C
VLR TAXA INSCR	3360	201		245,00	199.382,00C
VLR TAXA INSCR	3379	201		45,00	199.427,00C
VLR TAXA INSCR	3387	201		45,00	199.472,00C
VLR TAXA INSCR	3395	201		245,00	199.717,00C
VLR TAXA INSCR	3409	201		260,00	199.977,00C
VLR TAXA INSCR	3417	201		290,00	200.267,00C
VLR TAXA INSCR	3425	201		135,00	200.402,00C
VLR TAXA INSCR	3433	201		435,00	200.837,00C
VLR TAXA INSCR	3441	201		580,00	201.417,00C
VLR TAXA INSCR	3450	201		435,00	201.852,00C
VLR TAXA INSCR	3468	201		435,00	202.287,00C
VLR TAXA INSCR	3476	201		435,00	202.722,00C
VLR TAXA INSCR	3484	201		345,00	203.067,00C
VLR TAXA INSCR	3492	201		435,00	203.502,00C
VLR TAXA INSCR	3506	201		245,00	203.747,00C
VLR TAXA INSCR	3514	201		245,00	203.992,00C
VLR TAXA INSCR	3522	201		580,00	204.572,00C
VLR TAXA INSCR	3530	201		245,00	204.817,00C
VLR TAXA INSCR	3549	201		580,00	205.397,00C
VLR TAXA INSCR	3557	201		245,00	205.642,00C
VLR TAXA INSCR	3566	201		245,00	205.887,00C
VLR TAXA INSCR	3573	201		260,00	206.147,00C
VLR TAXA INSCR	3581	201		345,00	206.492,00C
VLR TAXA INSCR	3590	201		290,00	206.782,00C
VLR TAXA INSCR	3603	201		290,00	207.072,00C
VLR TAXA INSCR	3611	201		245,00	207.317,00C
VLR TAXA INSCR	3620	201		245,00	207.562,00C


**Sociedade Botanica do Brasil**  
Razão nº 1 de 01/04/2012 a 30/09/2013

Histórico	Chave	Contra	Débito	Crédito	Saldo atual
<b>30/05/2012</b>					
VLR TAXA INSCR	3638	201		435,00	207.997,00C
VLR TAXA INSCR	3648	201		245,00	208.242,00C
VLR TAXA INSCR	3684	201		245,00	208.487,00C
VLR TAXA INSCR	3682	201		435,00	208.922,00C
VLR TAXA INSCR	3676	201		290,00	209.212,00C
VLR TAXA INSCR	3688	201		480,00	209.692,00C
VLR TAXA INSCR	3697	201		435,00	210.127,00C
VLR TAXA INSCR	3700	201		335,00	210.462,00C
VLR TAXA INSCR	3718	201		435,00	210.897,00C
VLR TAXA INSCR	3727	201		245,00	211.142,00C
VLR TAXA INSCR	3735	201		435,00	211.577,00C
VLR TAXA INSCR	3743	201		5,00	211.582,00C
VLR TAXA INSCR	3751	201		435,00	212.017,00C
VLR TAXA INSCR	3760	201		345,00	212.362,00C
VLR TAXA INSCR	3778	201		435,00	212.797,00C
VLR TAXA INSCR	3786	201		345,00	213.142,00C
VLR TAXA INSCR	3794	201		435,00	213.577,00C
VLR TAXA INSCR	3808	201		435,00	214.012,00C
VLR TAXA INSCR	3816	201		140,00	214.152,00C
VLR TAXA INSCR	3824	201		45,00	214.197,00C
VLR TAXA INSCR	3832	201		140,00	214.337,00C
VLR TAXA INSCR	3840	201		190,00	214.527,00C
VLR TAXA INSCR	3859	201		180,00	214.707,00C
<b>31/05/2012</b>					
VLR TAXA INSCR	3875	201		345,00	215.052,00C
VLR TAXA INSCR	3883	201		90,00	215.142,00C
VLR TAXA INSCR	3891	201		580,00	215.722,00C
VLR TAXA INSCR	3905	201		435,00	216.157,00C
VLR TAXA INSCR	3913	201		435,00	216.592,00C
VLR TAXA INSCR	3921	201		200,00	216.792,00C
VLR TAXA INSCR	3930	201		435,00	217.227,00C
VLR TAXA INSCR	3948	201		435,00	217.662,00C
VLR TAXA INSCR	3956	201		245,00	217.907,00C
VLR TAXA INSCR	3964	201		345,00	218.252,00C
VLR TAXA INSCR	3972	201		435,00	218.687,00C
VLR TAXA INSCR	3980	201		245,00	218.932,00C
VLR TAXA INSCR	3999	201		245,00	219.177,00C
VLR TAXA INSCR	4006	201		435,00	219.612,00C
VLR TAXA INSCR	4014	201		435,00	220.047,00C
VLR TAXA INSCR	4022	201		190,00	220.237,00C
VLR TAXA INSCR	4030	201		580,00	220.817,00C
VLR TAXA INSCR	4049	201		245,00	221.062,00C
VLR TAXA INSCR	4057	201		245,00	221.307,00C
VLR TAXA INSCR	4065	201		45,00	221.352,00C
VLR TAXA INSCR	4073	201		345,00	221.697,00C
VLR TAXA INSCR	4081	201		245,00	221.942,00C
VLR TAXA INSCR	4090	201		435,00	222.377,00C
VLR TAXA INSCR	4103	201		245,00	222.622,00C
VLR TAXA INSCR	4111	201		435,00	223.057,00C
VLR TAXA INSCR	4120	201		345,00	223.402,00C
VLR TAXA INSCR	4138	201		435,00	223.837,00C
VLR TAXA INSCR	4146	201		45,00	223.882,00C
VLR TAXA INSCR	4154	201		245,00	224.127,00C
VLR TAXA INSCR	4162	201		245,00	224.372,00C
VLR TAXA INSCR	4170	201		245,00	224.617,00C
VLR TAXA INSCR	4189	201		245,00	224.862,00C
VLR TAXA INSCR	4197	201		245,00	225.107,00C
VLR TAXA INSCR	4200	201		245,00	225.352,00C
VLR TAXA INSCR	4219	201		245,00	225.597,00C
VLR TAXA INSCR	4227	201		680,00	226.277,00C




**Sociedade Botanica do Brasil**  
Razão nº 1 de 01/04/2012 a 30/09/2013

Histórico	Chave	Contra	Débito	Crédito	Saldo atual
<b>31/05/2012</b>					
VLR TAXA INSCR	4238	201		345,00	226.622,00C
VLR TAXA INSCR	4243	201		240,00	226.862,00C
VLR TAXA INSCR	4281	201		245,00	227.107,00C
VLR TAXA INSCR	4260	201		245,00	227.352,00C
VLR TAXA INSCR	4278	201		435,00	227.787,00C
VLR TAXA INSCR	4286	201		245,00	228.032,00C
VLR TAXA INSCR	4294	201		435,00	228.467,00C
VLR TAXA INSCR	4308	201		45,00	228.512,00C
VLR TAXA INSCR	4316	201		435,00	228.947,00C
VLR TAXA INSCR	4324	201		435,00	229.382,00C
VLR TAXA INSCR	4332	201		435,00	229.817,00C
VLR TAXA INSCR	4340	201		245,00	230.062,00C
VLR TAXA INSCR	4389	201		435,00	230.497,00C
VLR TAXA INSCR	4367	201		435,00	230.932,00C
VLR TAXA INSCR	4375	201		435,00	231.367,00C
VLR TAXA INSCR	4383	201		245,00	231.612,00C
VLR TAXA INSCR	4391	201		45,00	231.657,00C
VLR TAXA INSCR	4405	201		245,00	231.902,00C
VLR TAXA INSCR	4413	201		245,00	232.147,00C
VLR TAXA INSCR	4421	201		560,00	232.727,00C
VLR TAXA INSCR	4430	201		245,00	232.972,00C
VLR TAXA INSCR	4448	201		870,00	233.842,00C
VLR TAXA INSCR	4456	201		435,00	234.277,00C
VLR TAXA INSCR	4464	201		300,00	234.577,00C
VLR TAXA INSCR	4472	201		245,00	234.822,00C
VLR TAXA INSCR	4480	201		345,00	235.167,00C
VLR TAXA INSCR	4499	201		295,00	235.462,00C
VLR TAXA INSCR	4502	201		435,00	235.897,00C
VLR TAXA INSCR	4510	201		245,00	236.142,00C
VLR TAXA INSCR	4529	201		245,00	236.387,00C
VLR TAXA INSCR	4537	201		435,00	236.822,00C
VLR TAXA INSCR	4545	201		825,00	237.647,00C
VLR TAXA INSCR	4553	201		480,00	238.127,00C
VLR TAXA INSCR	4551	201		435,00	238.562,00C
VLR TAXA INSCR	4570	201		435,00	238.997,00C
VLR TAXA INSCR	4588	201		45,00	239.042,00C
VLR TAXA INSCR	4596	201		245,00	239.287,00C
VLR TAXA INSCR	4600	201		45,00	239.332,00C
VLR TAXA INSCR	4618	201		45,00	239.377,00C
VLR TAXA INSCR	4626	201		135,00	239.512,00C
<b>01/06/2012</b>					
VLR TAXA INSCR	8370	201		245,00	239.757,00C
VLR TAXA INSCR	8389	201		245,00	240.002,00C
VLR TAXA INSCR	8397	201		245,00	240.247,00C
VLR TAXA INSCR	8400	201		245,00	240.492,00C
VLR TAXA INSCR	8419	201		435,00	240.927,00C
VLR TAXA INSCR	8427	201		245,00	241.172,00C
VLR TAXA INSCR	8435	201		245,00	241.417,00C
VLR TAXA INSCR	8443	201		245,00	241.662,00C
VLR TAXA INSCR	8451	201		45,00	241.707,00C
VLR TAXA INSCR	8460	201		245,00	241.952,00C
VLR TAXA INSCR	8478	201		245,00	242.197,00C
VLR TAXA INSCR	8486	201		245,00	242.442,00C
VLR TAXA INSCR	8494	201		245,00	242.687,00C
VLR TAXA INSCR	8508	201		140,00	242.827,00C
VLR TAXA INSCR	8516	201		435,00	243.262,00C
VLR TAXA INSCR	8524	201		435,00	243.697,00C
VLR TAXA INSCR	8532	201		480,00	244.177,00C
VLR TAXA INSCR	8540	201		345,00	244.522,00C
VLR TAXA INSCR	8569	201		435,00	244.957,00C



**Sociedade Botanica do Brasil**  
Razão nº 1 de 01/04/2012 a 30/09/2013

<b>Histórico</b>	<b>Chave</b>	<b>Contra</b>	<b>Débito</b>	<b>Crédito</b>	<b>Saldo atual</b>
<b>01/06/2012</b>					
VLR TAXA INSCR	8847	201		450,00	245.407,00C
VLR TAXA INSCR	8878	201		625,00	245.932,00C
VLR TAXA INSCR	8883	201		245,00	246.177,00C
VLR TAXA INSCR SAMARA ANDRESSA GROSS	8891	201		290,00	246.467,00C
VLR TAXA INSCR EVANDRO LUIZ MACHADO	8605	201		1.215,00	247.682,00C
VLR TAXA INSCR THALINE MARTINS PIMENTA	8613	201		245,00	247.927,00C
VLR TAXA INSCR LUIZ FELIPE R OLIVEIRA	8621	201		254,00	248.181,00C
VLR TAXA INSCR DANIEL PORTELA W MEDEIROS	8630	201		580,00	248.761,00C
VLR TAXA INSCR SAMUEL CUNHA O GIORDANI	8648	201		580,00	249.341,00C
VLR TAXA INSCR NATONIEL F DE MELO	8656	201		345,00	249.686,00C
VLR TAXA INSCR NATONIEL F DE MELO	8664	201		580,00	250.266,00C
VLR TAXA INSCR	8672	201		200,00	250.466,00C
<b>04/06/2012</b>					
VLR TAXA INSCR	8702	201		245,00	250.711,00C
VLR TAXA INSCR DANIEL GRASEL	8710	201		45,00	250.756,00C
VLR TAXA INSCR	8729	201		245,00	251.001,00C
VLR TAXA INSCR	8737	201		245,00	251.246,00C
VLR TAXA INSCR	8745	201		345,00	251.591,00C
VLR TAXA INSCR	8753	201		435,00	252.026,00C
VLR TAXA INSCR	8761	201		245,00	252.271,00C
VLR TAXA INSCR	8770	201		435,00	252.706,00C
VLR TAXA INSCR	8788	201		45,00	252.751,00C
VLR TAXA INSCR PAULO F S M ZAVA	8796	201		280,00	253.031,00C
<b>05/06/2012</b>					
VLR TAXA INSCR	8818	201		45,00	253.056,00C
VLR TAXA INSCR	8826	201		90,00	253.146,00C
VLR TAXA INSCR	8834	201		245,00	253.391,00C
VLR TAXA INSCR	8842	201		140,00	253.531,00C
<b>06/06/2012</b>					
VLR TAXA INSCR	8869	201		245,00	253.776,00C
VLR TAXA INSCR	8877	201		345,00	254.121,00C
VLR TAXA INSCR	8885	201		280,00	254.401,00C
VLR TAXA INSCR	8893	201		45,00	254.446,00C
VLR TAXA INSCR	8907	201		370,00	254.816,00C
<b>08/06/2012</b>					
VLR TAXA INSCR	8923	201		280,00	255.096,00C
VLR TAXA INSCR	8931	201		280,00	255.376,00C
VLR TAXA INSCR	8940	201		325,00	255.701,00C
<b>11/06/2012</b>					
VLR TAXA INSCR BRENDA VILA NOVA SANTANA	8958	201		45,00	255.746,00C
<b>12/06/2012</b>					
VLR TAXA INSCR	8974	201		50,00	255.796,00C
VLR TAXA INSCR	8982	201		280,00	256.076,00C
VLR TAXA INSCR	8990	201		45,00	256.121,00C
VLR TAXA INSCR	9008	201		45,00	256.166,00C
VLR TAXA INSCR	9016	201		45,00	256.211,00C
VLR TAXA INSCR THAIS MALDONADO RABELO	9024	201		45,00	256.256,00C
<b>13/06/2012</b>					
VLR TAXA INSCR	9032	201		280,00	256.536,00C
VLR TAXA INSCR CRISTIANO E A SILVEIRA JR	9040	201		50,00	256.586,00C
<b>14/06/2012</b>					
VLR TAXA INSCR	9059	201		370,00	256.956,00C
VLR TAXA INSCR	9067	201		40,00	256.996,00C
VLR TAXA INSCR	9075	201		40,00	257.036,00C
VLR TAXA INSCR	9083	201		280,00	257.316,00C
<b>15/06/2012</b>					
VLR TAXA INSCR	9121	201		45,00	257.361,00C
VLR TAXA INSCR	9130	201		505,00	257.866,00C
VLR TAXA INSCR	9148	201		55,00	257.921,00C
<b>18/06/2012</b>					



## Sociedade Botanica do Brasil

Razão nº 1 de 01/04/2012 a 30/09/2013

Histórico	Chave	Contra	Débito	Crédito	Saldo atual
<b>18/06/2012</b>					
VLR TAXA INSCR THALINE MARTINS PIMENTA	9172	201		45,00	257.966,00C
<b>19/06/2012</b>					
VLR TAXA INSCR	9199	201		280,00	258.246,00C
VLR TAXA INSCR	9202	201		45,00	258.291,00C
VLR TAXA INSCR	9210	201		280,00	258.571,00C
VLR TAXA INSCR LUIZ ADRIANO SILVA	9229	201		50,00	258.621,00C
VLR TAXA INSCR	9237	201		196,00	258.817,00C
<b>21/06/2012</b>					
VLR TAXA INSCR	9245	201		280,00	259.097,00C
VLR TAXA INSCR THOMAS SASCHA SAMASSA MERK	9253	201		280,00	259.377,00C
VLR TAXA INSCR	9261	201		245,00	259.622,00C
<b>25/06/2012</b>					
VLR TAXA INSCR SECRET DA FAZENDA DO ESTADO	9270	201		380,00	260.002,00C
VLR TAXA INSCR MOACYR B DIAS FILHO	9288	201		505,00	260.507,00C
VLR TAXA INSCR SERGIO BASSANESI	9296	201		245,00	260.752,00C
VLR TAXA INSCR	9300	201		505,00	261.257,00C
<b>26/06/2012</b>					
VLR TAXA INSCR	9318	201		280,00	261.537,00C
<b>27/06/2012</b>					
VLR TAXA INSCR	9326	201		45,00	261.582,00C
VLR TAXA INSCR	9334	201		675,00	262.257,00C
VLR TAXA INSCR	9342	201		90,00	262.347,00C
VLR TAXA INSCR	9350	201		45,00	262.392,00C
VLR TAXA INSCR	9369	201		505,00	262.897,00C
<b>28/06/2012</b>					
VLR TAXA INSCR	9377	201		280,00	263.177,00C
VLR TAXA INSCR	9385	201		280,00	263.457,00C
VLR TAXA INSCR	9393	201		50,00	263.507,00C
VLR TAXA INSCR	9407	201		45,00	263.552,00C
VLR TAXA INSCR	9415	201		280,00	263.832,00C
VLR TAXA INSCR CLAUDIO SERGIO LISI	9423	201		675,00	264.507,00C
<b>29/06/2012</b>					
VLR TAXA INSCR	9431	201		505,00	265.012,00C
VLR TAXA INSCR	9440	201		280,00	265.292,00C
<b>02/07/2012</b>					
VLR TAXA INSCR	9466	201		280,00	265.572,00C
VLR TAXA INSCR	9474	201		675,00	266.247,00C
VLR TAXA INSCR	9482	201		280,00	266.527,00C
VLR TAXA INSCR	9490	201		46,00	266.573,00C
VLR TAXA INSCR	9504	201		670,00	267.243,00C
VLR TAXA INSCR	9512	201		280,00	267.523,00C
VLR TAXA INSCR	9520	201		196,00	267.719,00C
<b>03/07/2012</b>					
VLR TAXA INSCR	9644	201		90,00	267.809,00C
VLR TAXA INSCR	9652	201		45,00	267.854,00C
VLR TAXA INSCR	9660	201		45,00	267.899,00C
<b>04/07/2012</b>					
VLR TAXA INSCR DANIELA GUIMARAES SIMAO	9458	201		440,00	268.339,00C
VLR TAXA INSCR	9679	201		280,00	268.619,00C
VLR TAXA INSCR	9687	201		325,00	268.944,00C
VLR TAXA INSCR	9695	201		280,00	269.224,00C
VLR TAXA INSCR	9709	201		280,00	269.504,00C
<b>05/07/2012</b>					
VLR TAXA INSCR VITOR NOGALES VASCONCELOS	9725	201		595,00	270.099,00C
VLR TAXA INSCR PRISCILA DA CUNHA PAES PEREIRA	9733	201		280,00	270.379,00C
VLR TAXA INSCR	9741	201		90,00	270.469,00C
VLR TAXA INSCR	9750	201		1.290,00	271.759,00C
VLR TAXA INSCR	9768	201		280,00	272.039,00C
VLR TAXA INSCR	9776	201		280,00	272.319,00C
VLR TAXA INSCR	9784	201		280,00	272.599,00C

**Sociedade Botanica do Brasil**  
Razão nº 1 de 01/04/2012 a 30/09/2013

<b>Histórico</b>	<b>Chave</b>	<b>Contra</b>	<b>Débito</b>	<b>Crédito</b>	<b>Saldo atual</b>
<b>06/07/2012</b>					
VLR TAXA INSCR	9792	201		280,00	272.879,00C
VLR TAXA INSCR	9806	201		505,00	273.384,00C
VLR TAXA INSCR	9814	201		280,00	273.664,00C
<b>09/07/2012</b>					
VLR TAXA INSCR	9822	201		280,00	273.944,00C
VLR TAXA INSCR	9830	201		45,00	273.989,00C
VLR TAXA INSCR	9849	201		280,00	274.269,00C
<b>10/07/2012</b>					
VLR TAXA INSCR	9857	201		505,00	274.774,00C
VLR TAXA INSCR	9865	201		280,00	275.054,00C
VLR TAXA INSCR	9873	201		40,00	275.094,00C
VLR TAXA INSCR	9881	201		280,00	275.374,00C
<b>11/07/2012</b>					
VLR TAXA INSCR	9903	201		505,00	275.879,00C
VLR TAXA INSCR	9911	201		505,00	276.384,00C
VLR TAXA INSCR	9920	201		280,00	276.664,00C
VLR TAXA INSCR MARIA LUISA LORSCHTEITTE	9938	201		675,00	277.339,00C
<b>12/07/2012</b>					
VLR TAXA INSCR	9946	201		550,00	277.889,00C
VLR TAXA INSCR GOVERNO DO PARANA SECRETARIA D	9954	201		765,00	278.654,00C
VLR TAXA INSCR	9962	201		45,00	278.699,00C
VLR TAXA INSCR	9970	201		595,00	279.294,00C
VLR TAXA INSCR	9989	201		280,00	279.574,00C
VLR TAXA INSCR	9997	201		45,00	279.619,00C
VLR TAXA INSCR	10006	201		280,00	279.899,00C
<b>13/07/2012</b>					
VLR TAXA INSCR SECRETARIA DA FAZENDA DO ESTADO	10014	201		1.790,00	281.689,00C
VLR TAXA INSCR	10022	201		505,00	282.194,00C
VLR TAXA INSCR	10030	201		505,00	282.699,00C
VLR TAXA INSCR	10049	201		675,00	283.374,00C
VLR TAXA INSCR	10057	201		280,00	283.654,00C
VLR TAXA INSCR	10065	201		505,00	284.159,00C
<b>16/07/2012</b>					
VLR TAXA INSCR	10073	201		280,00	284.439,00C
VLR TAXA INSCR	10081	201		280,00	284.719,00C
VLR TAXA INSCR	10090	201		280,00	284.999,00C
<b>17/07/2012</b>					
VLR TAXA INSCR	10103	201		505,00	285.504,00C
VLR TAXA INSCR	10111	201		440,00	285.944,00C
VLR TAXA INSCR	10120	201		675,00	286.619,00C
VLR TAXA INSCR ANGELO ALBERTO SCHNEIDER	10138	201		675,00	287.294,00C
VLR TAXA INSCR	10146	201		505,00	287.799,00C
VLR TAXA INSCR LUIZA FONSECA A PAULA	10154	201		245,00	288.044,00C
<b>18/07/2012</b>					
VLR TAXA INSCR	10162	201		440,00	288.484,00C
VLR TAXA INSCR	10170	201		440,00	288.924,00C
VLR TAXA INSCR	10189	201		505,00	289.429,00C
VLR TAXA INSCR	10197	201		280,00	289.709,00C
<b>19/07/2012</b>					
VLR TAXA INSCR	10200	201		440,00	290.149,00C
VLR TAXA INSCR	10219	201		280,00	290.429,00C
VLR TAXA INSCR	10227	201		280,00	290.709,00C
VLR TAXA INSCR	10235	201		440,00	291.149,00C
VLR TAXA INSCR	10243	201		280,00	291.429,00C
VLR TAXA INSCR	10251	201		45,00	291.474,00C
VLR TAXA INSCR	10260	201		670,00	292.144,00C
<b>20/07/2012</b>					
VLR TAXA INSCR JOAO U M SANTOS	10278	201		440,00	292.584,00C
VLR TAXA INSCR	10286	201		380,00	292.964,00C
VLR TAXA INSCR	10294	201		45,00	293.009,00C

# Sociedade Botanica do Brasil

Página: 66

Razão nº 1 de 01/04/2012 a 30/09/2013

Histórico	Chave	Contra	Débito	Crédito	Saldo atual
<b>20/07/2012</b>					
VLR TAXA INSCR	10308	201		505,00	293.514,00C
VLR TAXA INSCR	10316	201		505,00	294.019,00C
VLR TAXA INSCR	10324	201		40,00	294.059,00C
<b>23/07/2012</b>					
VLR TAXA INSCR	10332	201		45,00	294.104,00C
VLR TAXA INSCR	10340	201		505,00	294.609,00C
VLR TAXA INSCR	10359	201		10,00	294.619,00C
VLR TAXA INSCR CARLOS GUSTAVO GRITZ RODR	10367	201		505,00	295.124,00C
VLR TAXA INSCR	10375	201		440,00	295.564,00C
VLR TAXA INSCR	10383	201		505,00	296.069,00C
VLR TAXA INSCR	10391	201		280,00	296.349,00C
VLR TAXA INSCR	10405	201		280,00	296.629,00C
VLR TAXA INSCR	10413	201		505,00	297.134,00C
<b>24/07/2012</b>					
VLR TAXA INSCR	10421	201		280,00	297.414,00C
VLR TAXA INSCR	10430	201		90,00	297.504,00C
<b>25/07/2012</b>					
VLR TAXA INSCR	10448	201		45,00	297.549,00C
VLR TAXA INSCR	10456	201		505,00	298.054,00C
VLR TAXA INSCR	10464	201		440,00	298.494,00C
VLR TAXA INSCR	10472	201		280,00	298.774,00C
VLR TAXA INSCR	10480	201		440,00	299.214,00C
VLR TAXA INSCR	10499	201		330,00	299.544,00C
<b>26/07/2012</b>					
VLR TAXA INSCR	10502	201		165,00	299.709,00C
VLR TAXA INSCR CRISTIAN MATEUS ZERWES	10510	201		280,00	299.989,00C
VLR TAXA INSCR	10529	201		125,00	300.114,00C
VLR TAXA INSCR	10537	201		325,00	300.439,00C
VLR TAXA INSCR FRANCINE COSTA ASSIS	10545	201		505,00	300.944,00C
VLR TAXA INSCR	10553	201		280,00	301.224,00C
VLR TAXA INSCR	10561	201		440,00	301.664,00C
VLR TAXA INSCR	10570	201		505,00	302.169,00C
VLR TAXA INSCR	10588	201		280,00	302.449,00C
VLR TAXA INSCR	10596	201		280,00	302.729,00C
VLR TAXA INSCR	10600	201		505,00	303.234,00C
<b>27/07/2012</b>					
VLR TAXA INSCR	10618	201		1.329,75	304.563,75C
VLR TAXA INSCR	10626	201		280,00	304.843,75C
VLR TAXA INSCR	10634	201		280,00	305.123,75C
VLR TAXA INSCR LUZICLEIA ARAUJO SOUZA	10642	201		505,00	305.628,75C
VLR TAXA INSCR RONALDO VIVEIROS DE SOUSA	10650	201		505,00	306.133,75C
VLR TAXA INSCR	10669	201		280,00	306.413,75C
VLR TAXA INSCR	10677	201		280,00	306.693,75C
VLR TAXA INSCR	10685	201		200,00	306.893,75C
VLR TAXA INSCR	10693	201		280,00	307.173,75C
VLR TAXA INSCR	10707	201		505,00	307.678,75C
VLR TAXA INSCR	10715	201		675,00	308.353,75C
VLR TAXA INSCR	10723	201		505,00	308.858,75C
VLR TAXA INSCR	10731	201		25,00	308.883,75C
VLR TAXA INSCR	10740	201		280,00	309.163,75C
VLR TAXA INSCR	10758	201		280,00	309.443,75C
VLR TAXA INSCR	10766	201		505,00	309.948,75C
VLR TAXA INSCR RONALDO VICEIROS DE SOUSA	10774	201		45,00	309.993,75C
<b>30/07/2012</b>					
VLR TAXA INSCR	10782	201		505,00	310.498,75C
VLR TAXA INSCR	10790	201		280,00	310.778,75C
VLR TAXA INSCR	10804	201		280,00	311.058,75C
VLR TAXA INSCR	10812	201		440,00	311.498,75C
VLR TAXA INSCR	10820	201		280,00	311.778,75C
VLR TAXA INSCR	10839	201		280,00	312.058,75C

# Sociedade Botanica do Brasil

Página: 67

Razão nº 1 de 01/04/2012 a 30/09/2013

Histórico	Chave	Contra	Débito	Crédito	Saldo atual
<b>30/07/2012</b>					
VLR TAXA INSCR	10847	201		280,00	312.338,75C
VLR TAXA INSCR	10855	201		440,00	312.778,75C
VLR TAXA INSCR	10863	201		505,00	313.283,75C
VLR TAXA INSCR	10871	201		505,00	313.788,75C
VLR TAXA INSCR	10880	201		280,00	314.068,75C
VLR TAXA INSCR	10898	201		280,00	314.348,75C
VLR TAXA INSCR	10901	201		505,00	314.853,75C
VLR TAXA INSCR	10910	201		280,00	315.133,75C
VLR TAXA INSCR	10928	201		165,00	315.298,75C
VLR TAXA INSCR	10936	201		280,00	315.578,75C
VLR TAXA INSCR	10944	201		505,00	316.083,75C
VLR TAXA INSCR	10952	201		280,00	316.363,75C
VLR TAXA INSCR	10960	201		505,00	316.868,75C
VLR TAXA INSCR	10979	201		675,00	317.543,75C
VLR TAXA INSCR	10987	201		325,00	317.868,75C
VLR TAXA INSCR	10995	201		440,00	318.308,75C
VLR TAXA INSCR JOSEFA GOMES S RUFINO	11002	201		280,00	318.588,75C
VLR TAXA INSCR ISRAEL LOPES CUNHA NETO	11010	201		280,00	318.868,75C
VLR TAXA INSCR MARIA DA GLORIA GONCALVES DE MELO	11029	201		675,00	319.543,75C
VLR TAXA INSCR ROSY MARY S ISAIAS	11037	201		440,00	319.983,75C
<b>31/07/2012</b>					
VLR TAXA INSCR	11045	201		505,00	320.488,75C
VLR TAXA INSCR	11053	201		280,00	320.768,75C
VLR TAXA INSCR	11061	201		245,00	321.013,75C
VLR TAXA INSCR	11070	201		125,00	321.138,75C
VLR TAXA INSCR	11088	201		280,00	321.418,75C
VLR TAXA INSCR	11096	201		280,00	321.698,75C
VLR TAXA INSCR	11100	201		280,00	321.978,75C
VLR TAXA INSCR	11118	201		280,00	322.258,75C
VLR TAXA INSCR	11126	201		280,00	322.538,75C
VLR TAXA INSCR	11134	201		280,00	322.818,75C
VLR TAXA INSCR	11142	201		505,00	323.323,75C
VLR TAXA INSCR	11150	201		440,00	323.763,75C
VLR TAXA INSCR UNIVERSIDADE REG DO CARIRI	11169	201		500,00	324.263,75C
VLR TAXA INSCR	11177	201		280,00	324.543,75C
VLR TAXA INSCR	11185	201		280,00	324.823,75C
VLR TAXA INSCR	11193	201		330,00	325.153,75C
VLR TAXA INSCR	11207	201		280,00	325.433,75C
VLR TAXA INSCR	11215	201		280,00	325.713,75C
VLR TAXA INSCR	11223	201		330,00	326.043,75C
VLR TAXA INSCR	11231	201		45,00	326.088,75C
VLR TAXA INSCR JULIANA MARCIA ROGALSKI	11240	201		725,00	326.813,75C
VLR TAXA INSCR ANA PAULA SOUZA CAETANO	11258	201		505,00	327.318,75C
VLR TAXA INSCR IVAN BECARI VIANA	11266	201		280,00	327.598,75C
VLR TAXA INSCR PAULO OLIVEIRA BORGES	11274	201		550,00	328.148,75C
VLR TAXA INSCR MARINES FERREIRA PIRES	11282	201		505,00	328.653,75C
VLR TAXA INSCR NATALIA MACEDO IVANAUSKAS	11290	201		440,00	329.093,75C
<b>01/08/2012</b>					
VLR TAXA INSCR TALLES BRUNO O ANJOS	11517	201		45,00	329.138,75C
VLR TAXA INSCR	11630	201		280,00	329.418,75C
VLR TAXA INSCR	11649	201		505,00	329.923,75C
VLR TAXA INSCR	11657	201		440,00	330.363,75C
VLR TAXA INSCR	11665	201		675,00	331.038,75C
VLR TAXA INSCR	11673	201		280,00	331.318,75C
VLR TAXA INSCR	11681	201		505,00	331.823,75C
VLR TAXA INSCR	11690	201		280,00	332.103,75C
VLR TAXA INSCR	11703	201		505,00	332.608,75C
VLR TAXA INSCR	11711	201		90,00	332.698,75C
<b>02/08/2012</b>					
VLR TAXA INSCR TAYRINE VIEIRA MARTINS	11487	201		370,00	333.068,75C

# Sociedade Botanica do Brasil

Página 68

Razão nº 1 de 01/04/2012 a 30/09/2013

Histórico	Chave	Contra	Débito	Crédito	Saldo atual
<b>02/08/2012</b>					
VLR TAXA INSCR DALVA GRACIANO	11495	201		440,00	333.508,75C
VLR TAXA INSCR WILLAM DANTAS OLIVEIRA	11509	201		280,00	333.788,75C
VLR TAXA INSCR	11738	201		440,00	334.228,75C
VLR TAXA INSCR	11746	201		505,00	334.733,75C
VLR TAXA INSCR	11754	201		440,00	335.173,75C
VLR TAXA INSCR	11762	201		440,00	335.613,75C
VLR TAXA INSCR	11770	201		280,00	335.893,75C
<b>03/08/2012</b>					
VLR TAXA INSCR FLAVIA MARIA KAZUE KURITA	11479	201		550,00	336.443,75C
VLR TAXA INSCR	11797	201		505,00	336.948,75C
VLR TAXA INSCR	11800	201		45,00	336.993,75C
VLR TAXA INSCR	11819	201		280,00	337.273,75C
VLR TAXA INSCR	11827	201		505,00	337.778,75C
VLR TAXA INSCR	11835	201		280,00	338.058,75C
VLR TAXA INSCR	11843	201		505,00	338.563,75C
VLR TAXA INSCR	11851	201		280,00	338.843,75C
VLR TAXA INSCR	11860	201		280,00	339.123,75C
VLR TAXA INSCR	11878	201		440,00	339.563,75C
VLR TAXA INSCR	11886	201		725,00	340.288,75C
<b>06/08/2012</b>					
VLR TAXA INSCR	11908	201		55,00	340.343,75C
VLR TAXA INSCR	11916	201		165,00	340.508,75C
VLR TAXA INSCR	11924	201		20,00	340.528,75C
VLR TAXA INSCR	11932	201		280,00	340.808,75C
VLR TAXA INSCR	11940	201		675,00	341.483,75C
VLR TAXA INSCR	11959	201		720,00	342.203,75C
VLR TAXA INSCR	11967	201		80,00	342.283,75C
VLR TAXA INSCR	11975	201		675,00	342.958,75C
VLR TAXA INSCR	11983	201		505,00	343.463,75C
VLR TAXA INSCR	11991	201		505,00	343.968,75C
VLR TAXA INSCR	12009	201		5,00	343.973,75C
VLR TAXA INSCR	12017	201		280,00	344.253,75C
VLR TAXA INSCR	12025	201		280,00	344.533,75C
VLR TAXA INSCR	12033	201		505,00	345.038,75C
VLR TAXA INSCR	12041	201		440,00	345.478,75C
VLR TAXA INSCR	12050	201		55,00	345.533,75C
VLR TAXA INSCR	12068	201		45,00	345.578,75C
VLR TAXA INSCR	12076	201		370,00	345.948,75C
VLR TAXA INSCR	12084	201		720,00	346.668,75C
VLR TAXA INSCR	12092	201		675,00	347.343,75C
VLR TAXA INSCR	12106	201		675,00	348.018,75C
VLR TAXA INSCR	12114	201		675,00	348.693,75C
VLR TAXA INSCR	12122	201		440,00	349.133,75C
VLR TAXA INSCR	12130	201		440,00	349.573,75C
<b>07/08/2012</b>					
VLR TAXA INSCR	12157	201		55,00	349.628,75C
VLR TAXA INSCR	12165	201		45,00	349.673,75C
VLR TAXA INSCR	12173	201		675,00	350.348,75C
VLR TAXA INSCR	12181	201		55,00	350.403,75C
VLR TAXA INSCR	12190	201		440,00	350.843,75C
VLR TAXA INSCR	12203	201		330,00	351.173,75C
VLR TAXA INSCR	12211	201		280,00	351.453,75C
VLR TAXA INSCR	12220	201		45,00	351.498,75C
VLR TAXA INSCR	12238	201		280,00	351.778,75C
VLR TAXA INSCR	12246	201		280,00	352.058,75C
VLR TAXA INSCR	12254	201		505,00	352.563,75C
VLR TAXA INSCR	12262	201		505,00	353.068,75C
VLR TAXA INSCR	12270	201		675,00	353.743,75C
VLR TAXA INSCR	12289	201		280,00	354.023,75C
VLR TAXA INSCR	12297	201		45,00	354.068,75C

**Sociedade Botanica do Brasil**  
Razão nº 1 de 01/04/2012 a 30/09/2013

Histórico	Chave	Contra	Débito	Crédito	Saldo atual
<b>07/08/2012</b>					
VLR TAXA INSCR					
VLR TAXA INSCR	12300	201		840,00	354 908,75C
VLR TAXA INSCR	12319	201		560,00	355 468,75C
VLR TAXA INSCR	12327	201		505,00	355 973,75C
VLR TAXA INSCR	12335	201		440,00	356 413,75C
VLR TAXA INSCR	12343	201		675,00	357 088,75C
VLR TAXA INSCR	12351	201		330,00	357 418,75C
<b>08/08/2012</b>					
VLR TAXA INSCR	12378	201		550,00	357 968,75C
VLR TAXA INSCR	12386	201		490,00	358 458,75C
VLR TAXA INSCR	12394	201		280,00	358 738,75C
VLR TAXA INSCR	12408	201		280,00	359 018,75C
VLR TAXA INSCR	12416	201		280,00	359 298,75C
VLR TAXA INSCR	12424	201		280,00	359 578,75C
VLR TAXA INSCR	12432	201		505,00	360 083,75C
VLR TAXA INSCR	12440	201		505,00	360 588,75C
VLR TAXA INSCR	12459	201		505,00	361 093,75C
VLR TAXA INSCR	12467	201		280,00	361 373,75C
VLR TAXA INSCR	12475	201		280,00	361 653,75C
VLR TAXA INSCR	12483	201		505,00	362 158,75C
VLR TAXA INSCR	12491	201		505,00	362 663,75C
VLR TAXA INSCR	12505	201		505,00	363 168,75C
VLR TAXA INSCR	12513	201		280,00	363 448,75C
VLR TAXA INSCR	12521	201		280,00	363 728,75C
VLR TAXA INSCR	12530	201		280,00	364 008,75C
VLR TAXA INSCR	12548	201		45,00	364 053,75C
VLR TAXA INSCR	12556	201		45,00	364 098,75C
VLR TAXA INSCR	12564	201		560,00	364 658,75C
VLR TAXA INSCR	12572	201		280,00	364 938,75C
VLR TAXA INSCR	12580	201		550,00	365 488,75C
VLR TAXA INSCR	12599	201		325,00	365 813,75C
VLR TAXA INSCR	12602	201		785,00	366 598,75C
VLR TAXA INSCR	12610	201		440,00	367 038,75C
<b>09/08/2012</b>					
VLR TAXA INSCR	12645	201		675,00	367 713,75C
VLR TAXA INSCR	12653	201		280,00	367 993,75C
VLR TAXA INSCR	12661	201		280,00	368 273,75C
VLR TAXA INSCR	12670	201		280,00	368 553,75C
VLR TAXA INSCR	12688	201		280,00	368 833,75C
VLR TAXA INSCR CYNTHIA DE OLIVEIRA	12696	201		505,00	369 338,75C
VLR TAXA INSCR	12700	201		280,00	369 618,75C
VLR TAXA INSCR	12718	201		280,00	369 898,75C
VLR TAXA INSCR	12726	201		280,00	370 178,75C
VLR TAXA INSCR	12734	201		280,00	370 458,75C
VLR TAXA INSCR	12742	201		280,00	370 738,75C
VLR TAXA INSCR VALERIA F.PAIVA	12750	201		675,00	371 413,75C
VLR TAXA INSCR	12769	201		280,00	371 693,75C
VLR TAXA INSCR	12777	201		280,00	371 973,75C
VLR TAXA INSCR	12785	201		280,00	372 253,75C
VLR TAXA INSCR	12793	201		280,00	372 533,75C
VLR TAXA INSCR DENILSON F.PERALTA	12807	201		440,00	372 973,75C
VLR TAXA INSCR MARIO MOURA RIBEIRO	12815	201		280,00	373 253,75C
VLR TAXA INSCR	12823	201		40,00	373 293,75C
VLR TAXA INSCR	12831	201		280,00	373 573,75C
VLR TAXA INSCR	12840	201		330,00	373 903,75C
VLR TAXA INSCR	12858	201		45,00	373 948,75C
VLR TAXA INSCR	12866	201		280,00	374 228,75C
VLR TAXA INSCR	12874	201		280,00	374 508,75C
VLR TAXA INSCR	12882	201		280,00	374 788,75C
VLR TAXA INSCR	12890	201		440,00	375 228,75C
VLR TAXA INSCR	12904	201		280,00	375 508,75C



**Sociedade Botanica do Brasil**  
Razão nº 1 de 01/04/2012 a 30/09/2013

Histórico	Chave	Contra	Débito	Crédito	Saldo atual
<b>09/08/2012</b>					
VLR TAXA INSCR	12912	201		550,00	376 058,75C
VLR TAXA INSCR	12920	201		45,00	376 103,75C
VLR TAXA INSCR	12939	201		280,00	376 383,75C
<b>10/08/2012</b>					
VLR REEMBOLSO TAXA INSCR JULIANA MARCIA ROGALSKI	11541	201	725,00		375 658,75C
VLR TAXA INSCR	12963	201		280,00	375 938,75C
VLR TAXA INSCR	12971	201		505,00	376 443,75C
VLR TAXA INSCR	12980	201		280,00	376 723,75C
VLR TAXA INSCR	12998	201		325,00	377 048,75C
VLR TAXA INSCR	13005	201		325,00	377 373,75C
VLR TAXA INSCR	13013	201		505,00	377 878,75C
VLR TAXA INSCR	13021	201		45,00	377 923,75C
VLR TAXA INSCR	13030	201		280,00	378 203,75C
VLR TAXA INSCR	13048	201		280,00	378 483,75C
VLR TAXA INSCR	13056	201		280,00	378 763,75C
VLR TAXA INSCR	13064	201		50,00	378 813,75C
VLR TAXA INSCR	13072	201		280,00	379 093,75C
VLR TAXA INSCR	13080	201		280,00	379 373,75C
VLR TAXA INSCR	13099	201		280,00	379 653,75C
VLR TAXA INSCR	13102	201		280,00	379 933,75C
VLR TAXA INSCR	13110	201		280,00	380 213,75C
VLR TAXA INSCR	13129	201		280,00	380 493,75C
VLR TAXA INSCR	13137	201		505,00	380 998,75C
VLR TAXA INSCR	13145	201		280,00	381 278,75C
VLR TAXA INSCR	13153	201		280,00	381 558,75C
VLR TAXA INSCR	13161	201		505,00	382 063,75C
VLR TAXA INSCR	13170	201		280,00	382 343,75C
VLR TAXA INSCR	13188	201		280,00	382 623,75C
VLR TAXA INSCR	13196	201		675,00	383 298,75C
VLR TAXA INSCR	13200	201		440,00	383 738,75C
VLR TAXA INSCR	13218	201		280,00	384 018,75C
VLR TAXA INSCR	13226	201		440,00	384 458,75C
VLR TAXA INSCR	13234	201		505,00	384 963,75C
VLR TAXA INSCR	13242	201		440,00	385 403,75C
VLR TAXA INSCR	13250	201		280,00	385 683,75C
VLR TAXA INSCR	13269	201		440,00	386 123,75C
VLR TAXA INSCR	13277	201		280,00	386 403,75C
VLR TAXA INSCR	13285	201		280,00	386 683,75C
VLR TAXA INSCR	13293	201		675,00	387 358,75C
VLR TAXA INSCR	13307	201		505,00	387 863,75C
VLR TAXA INSCR	13315	201		45,00	387 908,75C
VLR TAXA INSCR	13323	201		505,00	388 413,75C
VLR TAXA INSCR	13331	201		325,00	388 738,75C
VLR TAXA INSCR	13340	201		505,00	389 243,75C
VLR TAXA INSCR	13358	201		280,00	389 523,75C
VLR TAXA INSCR	13366	201		505,00	390 028,75C
VLR TAXA INSCR	13374	201		675,00	390 703,75C
VLR TAXA INSCR	13382	201		280,00	390 983,75C
VLR TAXA INSCR	13390	201		280,00	391 263,75C
VLR TAXA INSCR	13404	201		505,00	391 768,75C
VLR TAXA INSCR	13412	201		675,00	392 443,75C
VLR TAXA INSCR	13420	201		675,00	393 118,75C
VLR TAXA INSCR	13439	201		280,00	393 398,75C
VLR TAXA INSCR	13447	201		280,00	393 678,75C
VLR TAXA INSCR	13455	201		280,00	393 958,75C
VLR TAXA INSCR	13463	201		440,00	394 398,75C
VLR TAXA INSCR	13471	201		280,00	394 678,75C
VLR TAXA INSCR	13480	201		280,00	394 958,75C
VLR TAXA INSCR	13498	201		280,00	395 238,75C
VLR TAXA INSCR	13501	201		280,00	395 518,75C

# Sociedade Botanica do Brasil

Página: 71

Razão nº 1 de 01/04/2012 a 30/09/2013

Histórico	Chave	Contra	Débito	Crédito	Saldo atual
10/08/2012					
VLR TAXA INSCR	13510	201		280,00	395.798,75C
VLR TAXA INSCR	13528	201		505,00	396.303,75C
VLR TAXA INSCR	13536	201		175,00	396.478,75C
VLR TAXA INSCR	13544	201		440,00	396.918,75C
VLR TAXA INSCR	13552	201		280,00	397.198,75C
VLR TAXA INSCR	13560	201		505,00	397.703,75C
VLR TAXA INSCR	13579	201		280,00	397.983,75C
VLR TAXA INSCR	13587	201		280,00	398.263,75C
VLR TAXA INSCR	13595	201		280,00	398.543,75C
VLR TAXA INSCR	13609	201		280,00	398.823,75C
VLR TAXA INSCR	13617	201		280,00	399.103,75C
VLR TAXA INSCR	13625	201		280,00	399.383,75C
VLR TAXA INSCR	13633	201		280,00	399.663,75C
VLR TAXA INSCR	13641	201		280,00	399.943,75C
VLR TAXA INSCR	13650	201		280,00	400.223,75C
VLR TAXA INSCR	13668	201		280,00	400.503,75C
VLR TAXA INSCR	13676	201		440,00	400.943,75C
VLR TAXA INSCR	13684	201		505,00	401.448,75C
VLR TAXA INSCR	13692	201		200,00	401.648,75C
VLR TAXA INSCR	13706	201		280,00	401.928,75C
VLR TAXA INSCR	13714	201		280,00	402.208,75C
VLR TAXA INSCR	13722	201		505,00	402.713,75C
VLR TAXA INSCR	13730	201		505,00	403.218,75C
VLR TAXA INSCR	13749	201		505,00	403.723,75C
VLR TAXA INSCR	13757	201		280,00	404.003,75C
VLR TAXA INSCR	13765	201		280,00	404.283,75C
VLR TAXA INSCR BIRGIT HARTER MARQUES	13773	201		675,00	404.958,75C
VLR TAXA INSCR	13781	201		440,00	405.398,75C
VLR TAXA INSCR TANIA FIGUEIREDO PINTO ALMEIDA	13790	201		280,00	405.678,75C
VLR TAXA INSCR	13803	201		505,00	406.183,75C
VLR TAXA INSCR	13811	201		505,00	406.688,75C
VLR TAXA INSCR	13838	201		440,00	407.128,75C
VLR TAXA INSCR	13846	201		440,00	407.568,75C
VLR TAXA INSCR	13854	201		505,00	408.073,75C
VLR TAXA INSCR	13862	201		440,00	408.513,75C
VLR TAXA INSCR CARLA LUCIANE BENTES NOGUEIRA	13870	201		505,00	409.018,75C
VLR TAXA INSCR	13889	201		45,00	409.063,75C
VLR TAXA INSCR	13897	201		440,00	409.503,75C
VLR TAXA INSCR CARLOS APARECIDO LOPES	13900	201		280,00	409.783,75C
VLR TAXA INSCR ANDREZA VIANA NERI	13919	201		440,00	410.223,75C
VLR TAXA INSCR FUN MUN MEIO AMBIENTE E AGRI P	13927	201		675,00	410.898,75C
VLR TAXA INSCR RENATA MARIA S A MEIRA	13935	201		440,00	411.338,75C
VLR TAXA INSCR ANDRE LUIZ C M A SANTIAGO	13943	201		280,00	411.618,75C
VLR TAXA INSCR MICHELINE CARVALHO SILVA	13951	201		440,00	412.058,75C
VLR TAXA INSCR	13960	201		90,00	412.148,75C
VLR TAXA INSCR	13978	201		45,00	412.193,75C
VLR TAXA INSCR MILENA SCARAMUSSA PASTRO	13986	201		280,00	412.473,75C
VLR TAXA INSCR BRUNO PALKA MIRANDA	13994	201		45,00	412.518,75C
VLR TAXA INSCR DENISE F.LIMA ALVES	14001	201		280,00	412.798,75C
VLR TAXA INSCR ANA LUIZA ARRAES A.ASSIS	14010	201		505,00	413.303,75C
VLR TAXA INSCR RENATA RIBEIRO SIMPLICIO	14028	201		325,00	413.628,75C
VLR TAXA INSCR ELLEN CRISTINA D.CARVALHO	14036	201		505,00	414.133,75C
VLR TAXA INSCR PEDRO MESQUITA FONSECA	14044	201		280,00	414.413,75C
VLR TAXA INSCR PEDRO MESQUITA FONSECA	14052	201		45,00	414.458,75C
VLR TAXA INSCR BRUNO PALKA MIRANDA	14060	201		280,00	414.738,75C
VLR TAXA INSCR NIVEA DIAS DOS SANTOS	14079	201		675,00	415.413,75C
VLR TAXA INSCR GILMAR ALVES LIMA JUNIOR	14087	201		505,00	415.918,75C
VLR TAXA INSCR FRANCISMAR F.ALVES AGUIAR	14095	201		675,00	416.593,75C
VLR TAXA INSCR MARIA F.FREITAS	14109	201		440,00	417.033,75C
VLR TAXA INSCR ANDRE MAURICIO M.SANTOS	14117	201		280,00	417.313,75C

# Sociedade Botanica do Brasil

Razão nº 1 de 01/04/2012 a 30/09/2013

Histórico	Chave	Contra	Débito	Crédito	Saldo atual
<b>10/08/2012</b>					
VLR TAXA INSCR NEUZA M DE CASTRO	14125	201		440,00	417.753,75C
VLR TAXA INSCR ROBERTO IANNUZZI	14133	201		675,00	418.428,75C
VLR TAXA INSCR SOCIEDADE CHAUA	14141	201		505,00	418.933,75C
VLR TAXA INSCR JACANAN ELOISA DE FREITAS	14150	201		505,00	419.438,75C
VLR TAXA INSCR MICHELLA YAMAMURA B SILVA	14168	201		505,00	419.943,75C
VLR TAXA INSCR DENISE P DA COSTA	14176	201		440,00	420.383,75C
VLR TAXA INSCR ANDREIA A REZENDE	14184	201		440,00	420.823,75C
VLR TAXA INSCR FRANKLIN GALVAO	14192	201		675,00	421.498,75C
VLR TAXA INSCR FREDERICO ROCHA R ALVES	14206	201		505,00	422.003,75C
VLR TAXA INSCR PATRICIA C OLIVEIRA	14214	201		280,00	422.283,75C
VLR TAXA INSCR MARIA DE FATIMA DE ARAUJO	16900			440,00	422.723,75C
VLR TAXA INSCR ESALQ	16918			675,00	423.398,75C
<b>13/08/2012</b>					
VLR TAXA INSCR	14249	201		1.115,00	424.513,75C
VLR TAXA INSCR	14257	201		280,00	424.793,75C
VLR TAXA INSCR	14265	201		280,00	425.073,75C
VLR TAXA INSCR	14273	201		720,00	425.793,75C
VLR TAXA INSCR	14281	201		280,00	426.073,75C
VLR TAXA INSCR	14290	201		280,00	426.353,75C
VLR TAXA INSCR	14303	201		505,00	426.858,75C
VLR TAXA INSCR	14311	201		310,00	427.168,75C
VLR TAXA INSCR	14320	201		280,00	427.448,75C
VLR TAXA INSCR	14338	201		280,00	427.728,75C
VLR TAXA INSCR	14346	201		440,00	428.168,75C
VLR TAXA INSCR	14354	201		505,00	428.673,75C
VLR TAXA INSCR	14362	201		280,00	428.953,75C
VLR TAXA INSCR	14370	201		280,00	429.233,75C
VLR TAXA INSCR	14389	201		440,00	429.673,75C
VLR TAXA INSCR	14397	201		505,00	430.178,75C
VLR TAXA INSCR	14400	201		505,00	430.683,75C
VLR TAXA INSCR	14419	201		330,00	431.013,75C
VLR TAXA INSCR	14427	201		280,00	431.293,75C
VLR TAXA INSCR	14435	201		330,00	431.623,75C
VLR TAXA INSCR	14443	201		505,00	432.128,75C
VLR TAXA INSCR	14451	201		330,00	432.458,75C
VLR TAXA INSCR	14460	201		280,00	432.738,75C
VLR TAXA INSCR	14478	201		300,00	433.038,75C
VLR TAXA INSCR	14486	201		280,00	433.318,75C
VLR TAXA INSCR	14494	201		280,00	433.598,75C
VLR TAXA INSCR	14508	201		280,00	433.878,75C
VLR TAXA INSCR	14516	201		300,00	434.178,75C
VLR TAXA INSCR	14516	201		505,00	434.683,75C
VLR TAXA INSCR	14524	201		550,00	435.233,75C
VLR TAXA INSCR	14532	201		300,00	435.533,75C
VLR TAXA INSCR	14540	201		300,00	435.833,75C
VLR TAXA INSCR	14559	201		505,00	436.338,75C
VLR TAXA INSCR	14567	201		505,00	436.843,75C
VLR TAXA INSCR	14575	201		440,00	437.283,75C
VLR TAXA INSCR	14583	201		280,00	437.563,75C
VLR TAXA INSCR	14591	201		550,00	438.113,75C
VLR TAXA INSCR	14591	201		675,00	438.788,75C
VLR TAXA INSCR	14605	201		1.350,00	439.838,75C
VLR TAXA INSCR	14613	201		300,00	440.138,75C
VLR TAXA INSCR	14621	201		720,00	440.858,75C
VLR TAXA INSCR JOSE AVELINO DA COSTA JUNIOR	14648	201		495,00	441.353,75C
VLR TAXA INSCR ANA LUCIA DA SILVA LIMA	14656	201		300,00	441.653,75C
VLR TAXA INSCR JOS ROBERTO R.PINTO	14664	201		45,00	441.698,75C
VLR TAXA INSCR VIANA ALVARINHO DOS SANTOS	14672	201		550,00	442.248,75C
VLR TAXA INSCR JULIANA LISCHKA S MAYER	14680	201		730,00	442.978,75C
VLR TAXA INSCR JUMARA MARQUES DE SOUZA	14699	201			
VLR TAXA INSCR EDSON FERREIRA DUARTE				550,00	443.528,75C
<b>14/08/2012</b>					
VLR TAXA INSCR	14729	201			

# Sociedade Botanica do Brasil

Página: 73

Razão nº 1 de 01/04/2012 a 30/09/2013

Histórico	Chave	Contra	Débito	Crédito	Saldo atual
<b>14/08/2012</b>					
VLR TAXA INSCR	14737	201		505,00	444.033,75C
VLR TAXA INSCR	14745	201		80,00	444.113,75C
VLR TAXA INSCR SIMEY THURY VIEIRA FISCH	14753	201		440,00	444.553,75C
VLR TAXA INSCR VANILDE CITADINI ZANETTE	14761	201		300,00	444.853,75C
VLR TAXA INSCR JOAO PAULO SCARDUA COELHO	14770	201		550,00	445.403,75C
VLR TAXA INSCR	14788	201		300,00	445.703,75C
VLR TAXA INSCR	14796	201		300,00	446.003,75C
VLR TAXA INSCR	14800	201		380,00	446.383,75C
VLR TAXA INSCR	14818	201		300,00	446.683,75C
VLR TAXA INSCR	14826	201		300,00	446.983,75C
VLR TAXA INSCR	14834	201		280,00	447.263,75C
VLR TAXA INSCR	14842	201		300,00	447.563,75C
VLR TAXA INSCR	14850	201		495,00	448.058,75C
VLR TAXA INSCR	14869	201		550,00	448.608,75C
VLR TAXA INSCR	14877	201		300,00	448.908,75C
VLR TAXA INSCR	14885	201		300,00	449.208,75C
VLR TAXA INSCR	14893	201		300,00	449.508,75C
VLR TAXA INSCR	14907	201		550,00	450.058,75C
VLR TAXA INSCR	14915	201		300,00	450.358,75C
VLR TAXA INSCR	14923	201		300,00	450.658,75C
VLR TAXA INSCR	14931	201		325,00	450.983,75C
VLR TAXA INSCR	14940	201		300,00	451.283,75C
VLR TAXA INSCR	14958	201		550,00	451.833,75C
VLR TAXA INSCR	14966	201		280,00	452.113,75C
VLR TAXA INSCR	14974	201		300,00	452.413,75C
VLR TAXA INSCR	14982	201		300,00	452.713,75C
VLR TAXA INSCR	14990	201		300,00	453.013,75C
VLR TAXA INSCR	15008	201		300,00	453.313,75C
VLR TAXA INSCR	15016	201		300,00	453.613,75C
VLR TAXA INSCR SEBASTIAO PEREIRA PACHECO	15024	201		300,00	453.913,75C
VLR TAXA INSCR PERLA MONTEIRO DE CARVALHO	15032	201		300,00	454.213,75C
VLR TAXA INSCR	15040	201		550,00	454.763,75C
VLR TAXA INSCR	15059	201		495,00	455.258,75C
VLR TAXA INSCR NATALIA BERNARDES SILVA	15067	201		300,00	455.558,75C
VLR TAXA INSCR	15075	201		550,00	456.108,75C
VLR TAXA INSCR FERNANDO ROBERTO MARTINS	15083	201		730,00	456.838,75C
VLR TAXA INSCR REGINA V.M.SILVA	15091	201		495,00	457.333,75C
VLR TAXA INSCR FUNARBE	15105	201		1.010,00	458.343,75C
VLR TAXA INSCR	15113	201		550,00	458.893,75C
VLR TAXA INSCR TIAGO ALVES DE ARAUJO	15121	201		300,00	459.193,75C
VLR TAXA INSCR CIBELE CARDOSO DE CASTRO	15130	201		495,00	459.688,75C
VLR TAXA INSCR IZABELA FERREIRA FIALHO	15148	201		280,00	459.968,75C
VLR TAXA INSCR BRUNO FERNANDES FALCAO	15156	201		300,00	460.268,75C
VLR TAXA INSCR	15164	201		345,00	460.613,75C
VLR TAXA INSCR	15172	201		300,00	460.913,75C
VLR TAXA INSCR	15180	201		300,00	461.213,75C
<b>15/08/2012</b>					
VLR TAXA INSCR	15210	201		20,00	461.233,75C
VLR TAXA INSCR	15229	201		300,00	461.533,75C
VLR TAXA INSCR	15237	201		550,00	462.083,75C
VLR TAXA INSCR	15245	201		300,00	462.383,75C
VLR TAXA INSCR	15253	201		550,00	462.933,75C
VLR TAXA INSCR	15261	201		300,00	463.233,75C
VLR TAXA INSCR	15270	201		495,00	463.728,75C
VLR TAXA INSCR	15288	201		550,00	464.278,75C
VLR TAXA INSCR	15296	201		730,00	465.008,75C
VLR TAXA INSCR	15300	201		300,00	465.308,75C
VLR TAXA INSCR	15318	201		300,00	465.608,75C
VLR TAXA INSCR	15326	201		300,00	465.908,75C
VLR TAXA INSCR	15334	201		345,00	466.253,75C

**Sociedade Botanica do Brasil**  
Razão nº 1 de 01/04/2012 a 30/09/2013

Histórico	Chave	Contra	Débito	Crédito	Saldo atual
<b>16/08/2012</b>					
VLR TAXA INSCR	15342	201		730,00	466.983,75C
VLR TAXA INSCR	15350	201		495,00	467.478,75C
VLR TAXA INSCR	15369	201		300,00	467.778,75C
VLR TAXA INSCR	15377	201		495,00	468.273,75C
VLR TAXA INSCR	15385	201		300,00	468.573,75C
VLR TAXA INSCR	15393	201		325,00	468.898,75C
VLR TAXA INSCR	15407	201		300,00	469.198,75C
VLR TAXA INSCR	15415	201		300,00	469.498,75C
VLR TAXA INSCR	15423	201		730,00	470.228,75C
VLR TAXA INSCR	15431	201		550,00	470.778,75C
VLR TAXA INSCR	15440	201		300,00	471.078,75C
VLR TAXA INSCR	15458	201		300,00	471.378,75C
VLR TAXA INSCR	15466	201		300,00	471.678,75C
VLR TAXA INSCR	15474	201		45,00	471.723,75C
VLR TAXA INSCR	15482	201		45,00	471.768,75C
VLR TAXA INSCR	15490	201		300,00	472.068,75C
VLR TAXA INSCR	15504	201		300,00	472.368,75C
VLR TAXA INSCR	15512	201		440,00	472.808,75C
VLR TAXA INSCR	15520	201		300,00	473.108,75C
VLR TAXA INSCR FERNANDO ROBERTO MARTINS	15539	201		495,00	473.603,75C
VLR TAXA INSCR	15547	201		730,00	474.333,75C
VLR TAXA INSCR	15555	201		300,00	474.633,75C
VLR TAXA INSCR	15563	201		300,00	474.933,75C
VLR TAXA INSCR DEBORAH ARAGAO SOARES	15571	201		505,00	475.438,75C
VLR TAXA INSCR LIANE TEREZINHA DORNELES	15580	201		730,00	476.168,75C
VLR TAXA INSCR SARAH C C OLIVEIRA	15598	201		300,00	476.468,75C
VLR TAXA INSCR	15601	201		550,00	477.018,75C
<b>16/08/2012</b>					
VLR TAXA INSCR	15628	201		675,00	477.693,75C
VLR TAXA INSCR	15636	201		505,00	478.198,75C
VLR TAXA INSCR MARILENA M SILVA CONDE	15644	201		300,00	478.498,75C
VLR TAXA INSCR	15652	201		300,00	478.798,75C
VLR TAXA INSCR	15660	201		280,00	479.078,75C
VLR TAXA INSCR	15679	201		300,00	479.378,75C
<b>17/08/2012</b>					
VLR TAXA INSCR FADESP	15695	201		550,00	479.928,75C
VLR TAXA INSCR	15709	201		380,00	480.308,75C
VLR TAXA INSCR	15717	201		300,00	480.608,75C
VLR TAXA INSCR	15725	201		550,00	481.158,75C
VLR TAXA INSCR	15733	201		300,00	481.458,75C
VLR TAXA INSCR	15741	201		300,00	481.758,75C
VLR TAXA INSCR	15750	201		45,00	481.803,75C
VLR TAXA INSCR	15768	201		730,00	482.533,75C
VLR TAXA INSCR	15776	201		550,00	483.083,75C
VLR TAXA INSCR	15784	201		300,00	483.383,75C
VLR TAXA INSCR	15792	201		300,00	483.683,75C
VLR TAXA INSCR	15806	201		45,00	483.728,75C
<b>20/08/2012</b>					
VLR TAXA INSCR FUNDACAO ARTHUR BERNARDES	15814	201		495,00	484.223,75C
VLR TAXA INSCR	15822	201		300,00	484.523,75C
VLR TAXA INSCR JORGE LUIZ YOUNG	15830	201		45,00	484.568,75C
VLR TAXA INSCR	15849	201		550,00	485.118,75C
VLR TAXA INSCR	15857	201		345,00	485.463,75C
VLR TAXA INSCR	15865	201		505,00	485.968,75C
VLR TAXA INSCR	15873	201		550,00	486.518,75C
VLR TAXA INSCR	15881	201		45,00	486.563,75C
<b>21/08/2012</b>					
VLR TAXA INSCR	15903	201		730,00	487.293,75C
VLR TAXA INSCR	15911	201		300,00	487.593,75C
VLR TAXA INSCR	15920	201		300,00	487.893,75C

# Sociedade Botânica do Brasil

Página 75

Razão nº 1 de 01/04/2012 a 30/09/2013

Histórico	Chave	Conta	Débito	Crédito	Saldo atual
<b>21/08/2012</b>					
VLR TAXA INSCR	15938	251		305,00	488.193,75C
VLR TAXA INSCR	15946	251		305,00	488.498,75C
VLR TAXA INSCR	15954	251		305,00	488.793,75C
VLR TAXA INSCR	15962	251		305,00	489.098,75C
VLR TAXA INSCR MAYRA MALVEZZI RODRIGUES	15970	251		305,00	489.393,75C
VLR TAXA INSCR JULIANE NANCY LIMA PORTO	15989	251		305,00	489.698,75C
VLR TAXA INSCR	15997	251		595,00	490.283,75C
VLR TAXA INSCR	16004	251		305,00	490.588,75C
VLR TAXA INSCR	16012	251		305,00	490.883,75C
<b>22/08/2012</b>					
VLR TAXA INSCR	16020	251		305,00	491.188,75C
VLR TAXA INSCR	16038	251		500,00	491.738,75C
VLR TAXA INSCR	16047	251		25,00	491.753,75C
VLR TAXA INSCR	16055	251		495,00	492.253,75C
<b>23/08/2012</b>					
VLR TAXA INSCR	16063	251		305,00	492.553,75C
VLR TAXA INSCR	16071	251		305,00	492.853,75C
VLR TAXA INSCR	16080	251		305,00	493.153,75C
VLR TAXA INSCR	16098	251		305,00	493.453,75C
VLR TAXA INSCR	16101	251		305,00	493.753,75C
VLR TAXA INSCR	16110	251		305,00	494.053,75C
VLR TAXA INSCR	16128	251		495,00	494.548,75C
VLR TAXA INSCR	16136	251		500,00	495.048,75C
VLR TAXA INSCR	16144	251		305,00	495.353,75C
VLR TAXA INSCR	16152	251		45,00	495.443,75C
VLR TAXA INSCR	16160	251		305,00	495.743,75C
VLR TAXA INSCR	16179	251		305,00	496.043,75C
VLR TAXA INSCR LUIZA COUSTRHO MARTINS	16187	251		305,00	496.343,75C
VLR TAXA INSCR LUIZA COUSTRHO MARTINS	16195	251		305,00	496.643,75C
VLR TAXA INSCR BENJOT FRANCIS P LOEUILLE	16209	251		730,00	497.373,75C
VLR TAXA INSCR MARIA JOSE DOS SANTOS BRAZAO	16217	251		730,00	498.103,75C
VLR TAXA INSCR BRUNO DOS SANTOS RABELO	16225	251		500,00	498.603,75C
<b>24/08/2012</b>					
VLR TAXA INSCR	16233	251		40,00	498.643,75C
VLR TAXA INSCR	16241	251		300,00	498.943,75C
VLR TAXA INSCR	16250	251		300,00	499.243,75C
VLR TAXA INSCR	16268	251		500,00	499.743,75C
VLR TAXA INSCR	16276	251		300,00	500.043,75C
VLR TAXA INSCR	16284	251		45,00	500.188,75C
VLR TAXA INSCR	16292	251		45,00	500.233,75C
VLR TAXA INSCR	16306	251		500,00	500.733,75C
VLR TAXA INSCR	16314	251		370,00	501.103,75C
VLR TAXA INSCR	16322	251		500,00	501.603,75C
VLR TAXA INSCR	16330	251		730,00	502.333,75C
VLR TAXA INSCR	16349	251		495,00	502.828,75C
VLR TAXA INSCR	16357	251		500,00	503.328,75C
VLR TAXA INSCR	16365	251		500,00	503.828,75C
VLR TAXA INSCR	16373	251		500,00	504.328,75C
VLR TAXA INSCR	16381	251		210,00	504.788,75C
VLR TAXA INSCR	16390	251		300,00	505.088,75C
VLR TAXA INSCR	16403	251		500,00	505.588,75C
VLR TAXA INSCR	16411	251		730,00	506.318,75C
VLR TAXA INSCR	16420	251		500,00	506.818,75C
VLR TAXA INSCR	16438	251		730,00	507.548,75C
VLR TAXA INSCR	16446	251		730,00	508.278,75C
VLR TAXA INSCR	16454	251		300,00	508.578,75C
VLR TAXA INSCR	16462	251		300,00	508.878,75C
VLR TAXA INSCR	16470	251		500,00	509.378,75C
VLR TAXA INSCR	16489	251		495,00	510.873,75C
VLR TAXA INSCR SHIRLEY RANGEL GERMANO	16497	251		40,00	510.913,75C
VLR TAXA INSCR					

# Sociedade Botânica do Brasil

Razão nº 1 de 01/04/2012 a 30/09/2013

Histórico	Chave	Contra	Débito	Crédito	Saldo atual
<b>24/08/2012</b>					
VLR TAXA INSCR FUNDAÇÃO UNIVERSIDADE DE BRASÍLIA-FUB	16500	201		1.150,00	511.213,75C
VLR TAXA INSCR	16519	201		300,00	511.513,75C
VLR TAXA INSCR LUIZ MARIVANDO BARROS	16527	201		550,00	512.063,75C
VLR TAXA INSCR MICHELLE CRISTINA SAMPAIO	16535	201		300,00	512.363,75C
VLR TAXA INSCR AMANDA FERREIRA COTTA	16543	201		600,00	512.963,75C
<b>27/08/2012</b>					
VLR TAXA INSCR	16551	201		200,00	513.163,75C
VLR TAXA INSCR PAULA K DA SILVA MOTA	16560	201		300,00	513.463,75C
VLR TAXA INSCR	16578	201		45,00	513.508,75C
VLR TAXA INSCR VINICIUS MESSAS COTARELLI	16586	201		730,00	514.238,75C
VLR TAXA INSCR	16594	201		300,00	514.538,75C
VLR TAXA INSCR	16608	201		300,00	514.838,75C
VLR TAXA INSCR	16616	201		45,00	514.883,75C
VLR TAXA INSCR MENEZES MENEZES SERVS AMBIENTAIS LTDA	16624	201		495,00	515.378,75C
VLR TAXA INSCR	16632	201		45,00	515.423,75C
VLR TAXA INSCR	16640	201		300,00	515.723,75C
VLR TAXA INSCR PEDRO BARRAL DE SA	16659	201		550,00	516.273,75C
<b>28/08/2012</b>					
VLR TAXA INSCR	16683	201		730,00	517.003,75C
VLR TAXA INSCR	16691	201		45,00	517.048,75C
VLR TAXA INSCR	16705	201		22,00	517.070,75C
VLR TAXA INSCR	16713	201		550,00	517.620,75C
VLR TAXA INSCR	16721	201		40,00	517.660,75C
VLR TAXA INSCR	16730	201		300,00	517.960,75C
<b>29/08/2012</b>					
VLR REEMBOLSO TAXA INSCR ANTONIO CARLITO B DOS SANTOS	11550	201	45,00		517.915,75C
VLR TAXA INSCR	16756	201		550,00	518.465,75C
VLR TAXA INSCR	16764	201		45,00	518.510,75C
<b>30/08/2012</b>					
VLR TAXA INSCR INST.FED.DOS RS/CAMPUS SERTAO	14630	201		725,00	519.235,75C
VLR TAXA INSCR	16780	201		45,00	519.280,75C
VLR TAXA INSCR	16799	201		730,00	520.010,75C
<b>31/08/2012</b>					
VLR TAXA INSCR TECNOLACH INDUSTRIAL LTDA	16810	201		2.000,00	522.010,75C
VLR TAXA INSCR	16829	201		45,00	522.055,75C
VLR TAXA INSCR	16837	201		45,00	522.100,75C
VLR TAXA INSCR	16845	201		1.150,00	523.250,75C
VLR TAXA INSCR	16853	201		280,00	523.530,75C
VLR TAXA INSCR	16861	201		45,00	523.575,75C
VLR TAXA INSCR	16870	201		40,00	523.615,75C
VLR TAXA INSCR					525.115,75C
<b>03/09/2012</b>					
VLR TAXA INSCR BOOK SERVICES LIVR	16926	201		1.500,00	525.115,75C
VLR TAXA INSCR	16969	201		45,00	525.160,75C
VLR TAXA INSCR	16977	201		45,00	525.205,75C
VLR TAXA INSCR					525.245,75C
<b>04/09/2012</b>					
VLR TAXA INSCR	17027	201		40,00	525.245,75C
VLR TAXA INSCR	17035	201		45,00	525.290,75C
VLR TAXA INSCR					525.785,75C
<b>05/09/2012</b>					
VLR TAXA INSCR	17051	201		495,00	525.785,75C
VLR TAXA INSCR					526.560,75C
<b>06/09/2012</b>					
VLR TAXA INSCR	17060	201		775,00	526.560,75C
VLR TAXA INSCR					527.055,75C
<b>10/09/2012</b>					
VLR TAXA INSCR	17078	201		495,00	527.055,75C
VLR TAXA INSCR	17086	201		495,00	527.550,75C
VLR TAXA INSCR	17094	201		495,00	528.045,75C
VLR TAXA INSCR					528.345,75C
<b>11/09/2012</b>					
VLR TAXA INSCR	17124	201		300,00	528.345,75C
VLR TAXA INSCR					528.645,75C
<b>12/09/2012</b>					
VLR TAXA INSCR	17132	201		300,00	528.645,75C
VLR TAXA INSCR GABRIEL NICOLINI	17140	201		300,00	528.945,75C

# Sociedade Botânica do Brasil

Página 11

Razão nº 1 de 01/04/2012 a 30/09/2013

Histórico	Chave	Conta	Débitos	Créditos	Saldo atual
<b>13/09/2012</b>					
VLR TAXA INSCR	17465	201		1.800,00	591.740,75C
VLR TAXA INSCR	17467	201		495,00	592.235,75C
VLR TAXA INSCR RAUL BONG	17478	201		40,00	592.275,75C
VLR TAXA INSCR NATHALIA HAZEVEDO PEREIRA	17483	201		90,00	592.365,75C
<b>14/09/2012</b>					
VLR TAXA INSCR	17481	201		15,00	592.380,75C
VLR TAXA INSCR	17258	201		500,00	592.880,75C
<b>17/09/2012</b>					
VLR TAXA INSCR	17248	201		500,00	593.380,75C
VLR TAXA INSCR	17266	201		58,00	593.438,75C
<b>18/09/2012</b>					
VLR TAXA INSCR	17299	201		45,00	593.483,75C
VLR TAXA INSCR	17302	201		495,00	593.978,75C
VLR TAXA INSCR	17310	201		495,00	594.473,75C
<b>20/09/2012</b>					
VLR TAXA INSCR	17346	201		45,00	594.518,75C
VLR TAXA INSCR	17353	201		730,00	595.248,75C
<b>21/09/2012</b>					
VLR TAXA INSCR	17370	201		300,00	595.548,75C
VLR TAXA INSCR	17388	201		300,00	595.848,75C
VLR TAXA INSCR	17396	201		10,00	595.858,75C
VLR TAXA INSCR	17400	201		45,00	595.903,75C
<b>24/09/2012</b>					
VLR TAXA INSCR	17418	201		300,00	596.203,75C
VLR TAXA INSCR	17426	201		45,00	596.248,75C
<b>25/09/2012</b>					
VLR TAXA INSCR	17442	201		40,00	596.288,75C
<b>26/09/2012</b>					
VLR TAXA INSCR SBS SPECIAL BOOK SERVICES LIVRARIA	17469	201		1.000,00	597.288,75C
VLR TAXA INSCR INSTIT EUVALDO LODI DE SANT	17477	201		730,00	598.018,75C
VLR TAXA INSCR	17485	201		90,00	598.108,75C
<b>27/09/2012</b>					
VLR TAXA INSCR	17507	201		495,00	598.603,75C
VLR TAXA INSCR	17515	201		45,00	598.648,75C
VLR TAXA INSCR	17523	201		495,00	599.143,75C
<b>28/09/2012</b>					
VLR TAXA INSCR	17531	201		495,00	599.638,75C
VLR TAXA INSCR NARCISIO COSTA BIGIO	17540	201		300,00	599.938,75C
VLR TAXA INSCR	17558	201		45,00	600.238,75C
VLR TAXA INSCR	17566	201		495,00	600.733,75C
VLR TAXA INSCR VANILDE CITADINI ZANETTE	17574	201		495,00	601.228,75C
VLR TAXA INSCR	17655	201		730,00	602.458,75C
VLR TAXA INSCR FERNANDA GONZAGA DE PAIVA	17663	201		40,00	602.858,75C
VLR TAXA INSCR	17680	201		300,00	603.558,75C
VLR TAXA INSCR	17698	201		300,00	604.258,75C
VLR TAXA INSCR	17701	201		300,00	604.958,75C
<b>01/10/2012</b>					
VLR TAXA INSCR	17728	201		1.750,00	606.708,75C
VLR TAXA INSCR	17736	201		495,00	607.203,75C
VLR TAXA INSCR	17744	201		730,00	607.933,75C
VLR TAXA INSCR	17762	201		300,00	608.233,75C
VLR TAXA INSCR	17760	201		40,00	608.273,75C
<b>02/10/2012</b>					
VLR TAXA INSCR	17787	201		2.000,00	610.273,75C
VLR TAXA INSCR	17795	201		320,00	610.593,75C
VLR TAXA INSCR	17809	201		610,00	611.203,75C
<b>03/10/2012</b>					
VLR TAXA INSCR	17817	201		320,00	611.523,75C
VLR TAXA INSCR	17825	201		90,00	611.613,75C
<b>08/10/2012</b>					



# Sociedade Botanica do Brasil

Página 78

Razão nº 1 de 01/04/2012 a 30/09/2013

Histórico	Chave	Contra	Débito	Crédito	Saldo atual
<b>08/10/2012</b>					
VLR TAXA INSCR	17833	201		610,00	549.505,75C
VLR TAXA INSCR NADIA ROQUE	17841	201		580,00	549.585,75C
<b>09/10/2012</b>					
VLR TAXA INSCR	17876	201		320,00	549.405,75C
<b>10/10/2012</b>					
VLR TAXA INSCR	17884	201		45,00	549.450,75C
VLR TAXA INSCR	17892	201		45,00	549.495,75C
<b>11/10/2012</b>					
VLR TAXA INSCR	17930	201		1.750,00	551.245,75C
VLR TAXA INSCR	17949	201		320,00	551.565,75C
VLR TAXA INSCR ARILDO DE SOUZA DIAS	17957	201		670,00	552.235,75C
VLR TAXA INSCR	17965	201		90,00	552.325,75C
VLR TAXA INSCR	17973	201		320,00	552.645,75C
<b>15/10/2012</b>					
VLR TAXA INSCR	18007	201		365,00	553.010,75C
VLR TAXA INSCR	18015	201		730,00	553.740,75C
VLR TAXA INSCR	18023	201		45,00	553.785,75C
VLR TAXA INSCR PEDRO DE A TELLES MACARI	18031	201		320,00	554.105,75C
<b>17/10/2012</b>					
VLR TAXA INSCR	18040	201		580,00	554.685,75C
<b>18/10/2012</b>					
VLR TAXA INSCR	18058	201		45,00	554.730,75C
VLR TAXA INSCR	18066	201		45,00	554.775,75C
<b>19/10/2012</b>					
VLR TAXA INSCR	18082	201		610,00	555.385,75C
VLR TAXA INSCR	18090	201		800,00	556.185,75C
<b>22/10/2012</b>					
VLR TAXA INSCR	18120	201		130,00	556.315,75C
VLR TAXA INSCR	18139	201		130,00	556.445,75C
VLR TAXA INSCR	18147	201		130,00	556.575,75C
VLR TAXA INSCR	18155	201		45,00	556.620,75C
<b>23/10/2012</b>					
VLR TAXA INSCR	18201	201		320,00	556.940,75C
VLR TAXA INSCR	18210	201		320,00	557.260,75C
VLR TAXA INSCR	18228	201		130,00	557.390,75C
<b>24/10/2012</b>					
VLR TAXA INSCR	18244	201		2.500,00	559.890,75C
<b>25/10/2012</b>					
VLR TAXA INSCR	18279	201		120,00	560.010,75C
VLR TAXA INSCR	18287	201		85,00	560.095,75C
VLR TAXA INSCR	18295	201		175,00	560.270,75C
<b>26/10/2012</b>					
VLR TAXA INSCR	18309	201		1.000,00	561.270,75C
VLR TAXA INSCR	18317	201		130,00	561.400,75C
VLR TAXA INSCR	18325	201		45,00	561.445,75C
VLR TAXA INSCR	18333	201		300,00	561.745,75C
VLR TAXA INSCR	18341	201		130,00	561.875,75C
<b>29/10/2012</b>					
VLR TAXA INSCR	18368	201		575,00	562.450,75C
VLR TAXA INSCR ANTONIO C BEZERRA DOS SANTOS	18376	201		20,00	562.470,75C
VLR TAXA INSCR ANTONIO C BEZERRA DOS SANTOS	18384	201		20,00	562.490,75C
VLR TAXA INSCR MARIO DOBNER JUNIOR	18392	201		220,00	562.710,75C
<b>30/10/2012</b>					
VLR TAXA INSCR	18422	201		1.750,00	564.460,75C
VLR TAXA INSCR	18430	201		40,00	564.500,75C
VLR TAXA INSCR MIGUEL F KOLODIUK	18449	201		320,00	564.820,75C
VLR TAXA INSCR ANGELA M B FONSECA VAZ	18457	201		580,00	565.400,75C
<b>31/10/2012</b>					
VLR TAXA INSCR	18473	201		4.310,00	569.710,75C
VLR TAXA INSCR	18481	201		45,00	569.755,75C

# Sociedade Botanica do Brasil

Razão nº 1 de 01/04/2012 a 30/09/2013

Histórico	Chave	Contra	Débito	Crédito	Saldo atual
<b>31/10/2012</b>					
VLR TAXA INSCR	18495	201		20,00	569.775,75C
VLR TAXA INSCR RENATA SEBASTIANI	18553	201		130,00	569.905,75C
VLR TAXA INSCR	18511	201		20,00	569.925,75C
VLR TAXA INSCR ORLANDO C DE PAULA	18820	201		130,00	570.055,75C
VLR TAXA INSCR FRANCISCO J OLIVEIRA	18838	201		495,00	570.550,75C
<b>01/11/2012</b>					
VLR TAXA INSCR	18767	201		20,00	570.570,75C
VLR TAXA INSCR	18776	201		45,00	570.615,75C
VLR TAXA INSCR	18783	201		20,00	570.635,75C
VLR TAXA INSCR	18791	201		45,00	570.680,75C
VLR TAXA INSCR	18808	201		320,00	571.000,75C
VLR TAXA INSCR	18813	201		20,00	571.020,75C
VLR TAXA INSCR	18821	201		90,00	571.110,75C
<b>05/11/2012</b>					
VLR TAXA INSCR	18860	201		20,00	571.130,75C
VLR TAXA INSCR	18899	201		20,00	571.150,75C
VLR TAXA INSCR	18902	201		45,00	571.195,75C
VLR TAXA INSCR	18910	201		130,00	571.325,75C
VLR TAXA INSCR	18929	201		50,00	571.375,75C
VLR TAXA INSCR	18937	201		20,00	571.395,75C
VLR TAXA INSCR	18945	201		320,00	571.715,75C
VLR TAXA INSCR	18953	201		320,00	572.035,75C
VLR TAXA INSCR	18961	201		610,00	572.645,75C
VLR TAXA INSCR	18970	201		320,00	572.965,75C
VLR TAXA INSCR	18988	201		320,00	573.285,75C
VLR TAXA INSCR	18996	201		130,00	573.415,75C
<b>06/11/2012</b>					
VLR TAXA INSCR	19011	201		130,00	573.545,75C
VLR TAXA INSCR	19020	201		320,00	573.865,75C
VLR TAXA INSCR	19038	201		130,00	573.995,75C
VLR TAXA INSCR	19046	201		50,00	574.045,75C
VLR TAXA INSCR	19054	201		320,00	574.365,75C
VLR TAXA INSCR	19062	201		20,00	574.385,75C
VLR TAXA INSCR	19070	201		55,00	574.440,75C
<b>07/11/2012</b>					
VLR TAXA INSCR	19100	201		320,00	574.760,75C
VLR TAXA INSCR	19119	201		120,00	574.880,75C
VLR TAXA INSCR	19127	201		320,00	575.200,75C
VLR TAXA INSCR	19135	201		140,00	575.340,75C
VLR TAXA INSCR	19143	201		140,00	575.480,75C
VLR TAXA INSCR	19151	201		320,00	575.800,75C
VLR TAXA INSCR	19160	201		140,00	575.940,75C
VLR TAXA INSCR	19178	201		140,00	576.080,75C
VLR TAXA INSCR	19186	201		140,00	576.220,75C
VLR TAXA INSCR	19194	201		45,00	576.265,75C
VLR TAXA INSCR	19208	201		45,00	576.310,75C
VLR TAXA INSCR	19208	201		140,00	576.450,75C
VLR TAXA INSCR	19216	201		140,00	576.590,75C
VLR TAXA INSCR	19224	201		320,00	576.770,75C
VLR TAXA INSCR	19232	201		140,00	576.910,75C
VLR TAXA INSCR	19232	201		45,00	576.955,75C
VLR TAXA INSCR	19240	201		45,00	577.000,75C
VLR TAXA INSCR	19240	201		320,00	577.320,75C
VLR TAXA INSCR	19259	201		320,00	577.640,75C
VLR TAXA INSCR	19267	201		130,00	577.770,75C
<b>08/11/2012</b>					
VLR TAXA INSCR	19306	201		140,00	577.910,75C
VLR TAXA INSCR	19313	201		140,00	578.050,75C
VLR TAXA INSCR	19321	201		4.130,00	582.180,75C
VLR TAXA INSCR	19330	201		45,00	582.225,75C
VLR TAXA INSCR	19330	201		50,00	582.275,75C
VLR TAXA INSCR	19348	201		140,00	582.415,75C
VLR TAXA INSCR	19366	201		140,00	582.555,75C
VLR TAXA INSCR	19364	201		40,00	582.595,75C

# Sociedade Botanica do Brasil

Página 80

Razão nº 1 de 01/04/2012 a 30/09/2013

Histórico	Chave	Contra	Débito	Crédito	Saldo atual
<b>08/11/2012</b>					
VLR TAXA INSCR	19372	201		45,00	582.135,75C
VLR TAXA INSCR	19380	201		320,00	582.455,75C
VLR TAXA INSCR	19399	201		140,00	582.595,75C
VLR TAXA INSCR	19402	201		130,00	582.725,75C
VLR TAXA INSCR	19410	201		140,00	582.865,75C
VLR TAXA INSCR	19429	201		130,00	582.995,75C
VLR TAXA INSCR	19437	201		320,00	583.315,75C
VLR TAXA INSCR	19446	201		140,00	583.455,75C
<b>09/11/2012</b>					
VLR TAXA INSCR	19470	201		130,00	583.585,75C
VLR TAXA INSCR	19488	201		610,00	584.195,75C
VLR TAXA INSCR	19496	201		320,00	584.515,75C
VLR TAXA INSCR	19500	201		580,00	585.095,75C
VLR TAXA INSCR	19518	201		130,00	585.225,75C
VLR TAXA INSCR	19526	201		320,00	585.545,75C
VLR TAXA INSCR	19534	201		45,00	585.590,75C
VLR TAXA INSCR	19542	201		320,00	585.910,75C
VLR TAXA INSCR	19550	201		180,00	586.090,75C
VLR TAXA INSCR	19569	201		130,00	586.220,75C
VLR TAXA INSCR	19577	201		220,00	586.440,75C
VLR TAXA INSCR	19585	201		130,00	586.570,75C
VLR TAXA INSCR	19593	201		500,00	587.070,75C
<b>12/11/2012</b>					
VLR TAXA INSCR	19623	201		45,00	587.115,75C
VLR TAXA INSCR	19631	201		140,00	587.255,75C
VLR TAXA INSCR	19640	201		815,00	588.070,75C
VLR TAXA INSCR	19658	201		140,00	588.210,75C
VLR TAXA INSCR	19666	201		140,00	588.350,75C
VLR TAXA INSCR	19674	201		320,00	588.670,75C
VLR TAXA INSCR	19682	201		280,00	588.950,75C
VLR TAXA INSCR	19690	201		50,00	589.000,75C
<b>13/11/2012</b>					
VLR TAXA INSCR	19763	201		140,00	589.140,75C
<b>14/11/2012</b>					
VLR TAXA INSCR	19798	201		140,00	589.280,75C
VLR TAXA INSCR	19801	201		140,00	589.420,75C
<b>22/11/2012</b>					
VLR TAXA INSCR	19909	201		280,00	589.700,75C
<b>26/11/2012</b>					
VLR TAXA INSCR	19950	201		1.630,00	591.330,75C
<b>27/11/2012</b>					
VLR TAXA INSCR	19984	201		4.620,00	595.950,75C
VLR TAXA INSCR	19992	201		2.691,00	598.641,75C
<b>02/01/2013</b>					
VLR TAXA INSCR	23108	201		1.460,00	600.101,75C
<b>07/01/2013</b>					
VLR TAXA INSCR ANA LUCIA S LIMA	23124	201		815,00	600.916,75C
<b>25/01/2013</b>					
VLR TAXA INSCR PMJ	23183	201		4.950,00	605.866,75C
<b>31/01/2013</b>					
VLR TAXA INSCR	23191	201		55,00	605.921,75C
<b>14/02/2013</b>					
VLR TAXA INSCR	23892	201		1.630,00	607.551,75C
VLR TAXA INSCR	23906	201		815,00	608.366,75C
<b>15/02/2013</b>					
VLR TAXA INSCR GIOVANA KUNZE	23663	201		224,00	608.590,75C
VLR TAXA INSCR STELLA ROCHA	23671	201		192,00	608.782,75C
VLR TAXA INSCR E VENDAS 63CNBOT	23680	201		5.000,00	613.782,75C
<b>08/03/2013</b>					
VLR DEVOL TAXA INSCR STELLA ROCHA	24155	201	192,00		613.590,75C

# Sociedade Botanica do Brasil

Página 81

Razão nº 1 de 01/04/2012 a 30/09/2013

Histórico	Chave	Contra	Débito	Crédito	Saldo atual
<b>22/03/2013</b>					
VLR DEVOL TAXA INSCR GIOVANA KUNZE	24163	201	224,00		613.366,75C
<b>02/04/2013</b>					
VLR DEVOL TAXA INSCR ARILDO DE SOUZA DIAS	24287	201	548,00		612.818,75C
<b>25/04/2013</b>					
VLR DEVOL TAXA INSCR MARCELA M W MELO SANTOS	24376	201	290,00		612.528,75C
<b>24/05/2013</b>					
VLR TAXA INSCR	24406	201		440,00	612.968,75C
<b>3197 - 3.1.02.01.006 - Devoluções de inscrições em eventos</b>				<b>Saldo anterior:</b>	<b>0,00</b>
<b>14/02/2013</b>					
VLR DEVOL TAXA INSCR HORTENCIA H S GONZALES	23426	201	144,00		144,00D
VLR DEVOL TAXA INSCR INGRID S MONTEIRO	23434	201	240,00		384,00D
VLR DEVOL TAXA INSCR STELLA M L ROCHA	23442	201	192,00		576,00D
VLR DEVOL TAXA INSCR DANIEL GRASEL	23450	201	36,00		612,00D
VLR DEVOL TAXA INSCR RAFAEL R DALSSOTTO	23469	201	160,00		772,00D
VLR DEVOL TAXA INSCR SILVIA R MACHADO	23477	201	540,00		1.312,00D
VLR DEVOL TAXA INSCR TATIANE M RODRIGUES	23485	201	540,00		1.852,00D
VLR DEVOL TAXA INSCR DEBORAH A SOARES	23493	201	404,00		2.256,00D
VLR DEVOL TAXA INSCR ELIZA L COELHO	23507	201	304,00		2.560,00D
VLR DEVOL TAXA INSCR TAMARA P O TEIXEIRA	23515	201	196,00		2.756,00D
VLR DEVOL TAXA INSCR ELANE R V M FE	23523	201	196,00		2.952,00D
VLR DEVOL TAXA INSCR ELOISA BERNADON	23531	201	224,00		3.176,00D
VLR DEVOL TAXA INSCR TATIANA F P ALMEIDA	23540	201	224,00		3.400,00D
VLR DEVOL TAXA INSCR DINORAH M V LIMA	23558	201	224,00		3.624,00D
VLR DEVOL TAXA INSCR DANILO S GISSI	23566	201	232,00		3.856,00D
VLR DEVOL TAXA INSCR PAULO F S C M ZAVA	23574	201	208,00		4.064,00D
VLR DEVOL TAXA INSCR NARA O VOGADO	23582	201	404,00		4.468,00D
VLR DEVOL TAXA INSCR POLLIANA J REIS	23590	201	304,00		4.772,00D
VLR DEVOL TAXA INSCR MARIE M CABEZUDO	23604	201	160,00		4.932,00D
VLR DEVOL TAXA INSCR ANA C C PANTOJA	23612	201	304,00		5.236,00D
VLR DEVOL TAXA INSCR FLAVIA B SANTOS	23620	201	196,00		5.432,00D
VLR DEVOL TAXA INSCR PAULO C M MASSONI	23639	201	192,00		5.624,00D
VLR DEVOL TAXA INSCR THAIS C MORAES	23647	201	240,00		5.864,00D
VLR DEVOL TAXA INSCR GIOVANA KUNZE	23655	201	224,00		6.088,00D
<b>15/02/2013</b>					
CHEQUE NR 99 VLR DEVOL TAXA INSCR MONIQUE C R ABRAO	23701	201	304,00		6.392,00D
CHEQUE NR 119 VLR DEVOL TAXA INSCR FRANCINI R ROSA	23710	201	304,00		6.696,00D
CHEQUE NR 463 VLR DEVOL TAXA INSCR CLEMIR C OLIVEIRA	23728	201	304,00		7.000,00D
CHEQUE NR 464 VLR DEVOL TAXA INSCR CAMILA A J DOMINGUES	23736	201	304,00		7.304,00D
CHEQUE NR 100 VLR DEVOL TAXA INSCR LARISSA M FURLAN	23744	201	348,00		7.652,00D
CHEQUE NR 461 VLR DEVOL TAXA INSCR PRISCILA G S JULIO	23752	201	352,00		8.004,00D
CHEQUE NR 117 VLR DEVOL TAXA INSCR MARALISE D BARBOSA	23760	201	404,00		8.408,00D
CHEQUE NR 120 VLR DEVOL TAXA INSCR EDILMARA M S SILVA	23779	201	404,00		8.812,00D
CHEQUE NR 465 VLR DEVOL TAXA INSCR BERENICE N S LIMA	23787	201	428,00		9.240,00D
<b>18/02/2013</b>					
CHEQUE NR 469 VLR DEVOL TAXA INSCR DJENIFER M BOING	23795	201	144,00		9.384,00D
CHEQUE NR 470 VLR DEVOL TAXA INSCR DJEIMI M VOLKWEIS	23809	201	144,00		9.528,00D
CHEQUE NR 462 VLR DEVOL TAXA INSCR CONSOLIA R DIB	23817	201	196,00		9.724,00D
CHEQUE NR 118 VLR DEVOL TAXA INSCR ALINE SNAK	23825	201	224,00		9.948,00D
CHEQUE NR 466 VLR DEVOL TAXA INSCR JOSE A R SILVA	23833	201	224,00		10.172,00D
CHEQUE NR 468 VLR DEVOL TAXA INSCR WESLEY G SILVA	23841	201	224,00		10.396,00D
<b>5000 - 3.3.01.01.001 - RENDIMENTOS DE APLICACAO FINANCEIRA</b>				<b>Saldo anterior:</b>	<b>0,00</b>
<b>30/04/2012</b>					
VLR REND DE APLIC FINANCEIRA MES 04/12 HSBC	752	263		80,46	80,46C
<b>31/08/2012</b>					
VLR REND DE APLIC FINANCEIRA MES 08/12 HSBC	16934	263		5.219,77	5.300,23C
<b>07/12/2012</b>					
VLR RENDIM DE APLIC FINANC HSBC BANK BRASIL S/A	23914	263		4.789,61	10.089,84C
<b>12/08/2013</b>					
VLR RENDIM DE APLIC FINANC HSBC	24465	263		373,42	10.463,26C

# Sociedade Botanica do Brasil

Página: 82

Razão nº 1 de 01/04/2012 a 30/09/2013

Histórico	Chave	Contra	Débito	Crédito	Saldo atual
<b>17/09/2013</b>					
VLR RENDIM DE APLIC FINANC HSBC	24562	263		113,23	10.576,49C
<b>19/09/2013</b>					
VLR RENDIM DE APLIC FINANCEIRA HSBC	24627	263		4,32	10.580,81C
<b>5002 - 3.3.01.01.003 - Descontos obtidos</b>				<b>Saldo anterior:</b>	<b>0,00</b>
<b>21/11/2012</b>					
VLR. DESCONTO S/ NF 238167 FABIO BRAGA PINTO	24040			0,01	0,01C
<b>22/11/2012</b>					
VLR. DESCONTO S/ NF 373 NEUMANN & CANDINHO LTDA ME	20966			3,09	3,10C
<b>30/11/2012</b>					
VLR. DESCONTO S/ nf 13511 QUALYS AMBIENMTAL LTDA	24066			42,00	45,10C
<b>21/01/2013</b>					
VLR. DESCONTO S/ NF 60710 ATRIO HOTEIS S/A	23930			79,14	124,24C
<b>18/09/2013</b>					
PAGTOS DIVERSOS EFETUADOS N/DATA	24546			0,90	125,14C
<b>2632 - 4.1.01.03.002 - SERVICOS DE TERCEIROS PESSOA FISICA</b>				<b>Saldo anterior:</b>	<b>0,00</b>
<b>12/11/2012</b>					
VLR NF Nº 237433 NELSON LUCIANO ALVES THEODORO	22616		4.515,00		4.515,00D
VLR INSS PARTE EMPRESA NF 237433 NELSON LUCIANO ALVES THEODORO	22659	1625	903,00		5.418,00D
<b>21/11/2012</b>					
VLR NF Nº 238171 VALMIR DIAS DA ROSA	20362		980,00		6.398,00D
VLR INSS PARTE EMPRESA NF 238171 VALMIR DIAS DA ROSA	20397	1625	196,00		6.594,00D
VLR NF Nº 238167 FABIO BRAGA PINTO	20680		6.000,00		12.594,00D
VLR INSS PARTE EMPRESA S/NF 238167 FABIO BRAGA PINTO	20729	1625	1.200,00		13.794,00D
<b>2633 - 4.1.01.03.003 - SERVICOS DE TERCEIROS PESSOA JURIDICA</b>				<b>Saldo anterior:</b>	<b>0,00</b>
<b>14/06/2012</b>					
PAGTO DUPLIC. Nº 4071 COLOR PRINT-PRE IMPRESSAO LTDA	11320		60,00		60,00D
<b>02/08/2012</b>					
VLR NF Nº 1657 OPERA EVENTOS CORPORATIVOS LTDA	11380		15.000,00		15.060,00D
<b>05/08/2012</b>					
VLR NF Nº 31 THEO CARNEIRO MARQUES FOTOGRAFIA	11525	301	3.000,00		18.060,00D
<b>10/09/2012</b>					
VLR NF Nº 1663 OPERA EVENTOS CORPORATIVOS LTDA	17590		15.000,00		33.060,00D
<b>17/09/2012</b>					
PAGTO DUPLIC. Nº 13 LYGIA VENY SOUZA DA SILVA CASAS	17264	201	2.500,00		35.560,00D
<b>16/10/2012</b>					
PAGTO DUPLIC. Nº 14 LYGIA VENY SOUZA DA SILVA CASAS	18686	201	2.500,00		38.060,00D
<b>05/11/2012</b>					
PAGTO DUPLIC. Nº 12 INSTIT ESC DE TEATRO BOLSHOI NO BRASIL	22055	201	22.000,00		60.060,00D
<b>12/11/2012</b>					
VLR NF Nº 6582 RB SERVICOS LTDA EPP	21261	1033	2.100,00		62.160,00D
<b>14/11/2012</b>					
PAGTO DUPLIC. Nº 16 LYGIA VENY SOUZA DA SILVA CASAS	21385	201	2.500,00		64.660,00D
PAGTO DUPLIC. Nº 28 RAFAEL MARCIAL VIEIRA NETO	21482	201	3.000,00		67.660,00D
<b>16/11/2012</b>					
PAGTO DUPLIC. Nº 366 NEUMANN & CADINHO LTDA ME	21326	201	4.800,00		72.460,00D
<b>21/11/2012</b>					
PAGTO DUPLIC. Nº 2177 ERIKA ALVES BEZERRA ME	21059	201	142,50		72.602,50D
<b>22/11/2012</b>					
VLR NF Nº 57 TECNOEVENTO CONSULTORIA LTDA	20613		9.700,00		82.302,50D
PAGTO DUPLIC. Nº 373 NEUMANN & CANDINHO LTDA ME	20788		938,22		83.240,72D
<b>23/11/2012</b>					
PAGTO DUPLIC. Nº 385 REINO DAS FLORES LOC E COMERCIO LTDA ME	20672	201	9.100,00		92.340,72D
<b>26/11/2012</b>					
VLR NF Nº 108 PAULO PESSIN ME	20168	1012	41.650,00		133.990,72D
PAGTO DUPLIC. Nº 193 ADILSON JOSE DE JESUS	20443	201	3.100,00		137.090,72D
PAGTO DUPLIC. Nº 214 RECOMPER PRODS E SERVS LTDA	20567	201	6.000,00		143.090,72D
<b>27/11/2012</b>					

# Sociedade Botanica do Brasil

Razão nº 1 de 01/04/2012 a 30/09/2013

Histórico	Chave	Contra	Débito	Crédito	Saldo atual
<b>27/11/2012</b>					
PAGTO DUPLIC N° 294 ALDO FRONZA INSTALACAO ME	20320	201	550,00		143.645,72D
<b>28/11/2012</b>					
PAGTO DUPLIC N° 110 PAULO PESSIN ME	20273	201	1.990,00		145.630,72D
PAGTO DUPLIC N° 109 PAULO PESSIN ME	20290	201	3.500,00		149.130,72D
<b>29/11/2012</b>					
VLR NF N° 949 SERGIO ROSSI EPP	20222	1014	28.400,00		177.530,72D
<b>30/11/2012</b>					
PAGTO DUPLIC N° 13511 QUALYS AMBIENMTAL LTDA	24058		840,00		178.370,72D
<b>10/12/2012</b>					
PAGTO DUPLIC N° 18 LYGIA VENY SOUZA DA SILVA CASAS	22861	201	2.500,00		180.870,72D
PAGTO DUPLIC N° 17 LYGIA VENY SOUZA DA SILVA CASAS	22888	201	282,48		181.153,20D
<b>12/12/2012</b>					
PAGTO DUPLIC N° 850 MATIAS PRODUCOES LTDA ME	22845	201	4.000,00		185.153,20D
<b>19/12/2012</b>					
CHEQUE NR 446 PAGTO NF 980 SERGIO ROSSI EPP	22497	201	20.000,00		205.153,20D
<b>17/01/2013</b>					
VLR NF N° 02 RICARDO LUCAS DA SILVA ME	21156	1030	15.886,00		221.039,20D
<b>15/08/2013</b>					
VLR NF N° 2013 OPERA EVENTOS CORPORATIVOS LTDA	24473		8.953,43		227.992,63D
<b>Saldo anterior:</b>					<b>0,00</b>
<b>2671 - 4.1.01.04.001 - Aluguéis</b>					
<b>07/11/2012</b>					
PAGTO DUPL 81231344532 FCJ CENTREVENTOS	21814	201	29.573,03		29.573,03D
<b>08/11/2012</b>					
PAGTO DUPL 195 FCJ TEATRO JUAREZ MACHADO	21792	201	5.371,52		34.944,55D
<b>29/11/2012</b>					
PAGTO DUPLIC N° 41 FELIPE DOZOL VAVASSORI ME	20214	201	3.000,00		37.944,55D
<b>30/11/2012</b>					
PAGTO DUPLIC N° 8857 VISIONAIR LOCACOES DE EQUIPS LTDA EPP	20133	201	10.000,00		47.944,55D
PAGTO FATURA N° 2705 TOP RENT EQUIPS P/EVENTOS LTDA EPP	20150	201	13.300,00		61.244,55D
<b>19/12/2012</b>					
CHEQUE NR 447 PAGTRO FATURA 2763 TOP RENT EQUIPS P/EVENTOS LTDA EPP	22489	201	15.000,00		76.244,55D
<b>Saldo anterior:</b>					<b>0,00</b>
<b>2681 - 4.1.01.04.010 - Seguros</b>					
<b>09/11/2012</b>					
PAGTO DUPL 3374307 CHUBB DO BRASIL CIA DE SEGUROS	21628	201	200,00		200,00D
PAGTO DUPL 3374283 CHUBB DO BRASIL CIA DE SEGUROS	21636	201	780,00		980,00D
<b>Saldo anterior:</b>					<b>0,00</b>
<b>2704 - 4.1.01.05.006 - MATERIAL DE EXPEDIENTE</b>					
<b>05/11/2012</b>					
PAGTO NF 2996 FAMA INFORMATICA E ELETRONICOS LTDA	22039	201	1.702,80		1.702,80D
<b>07/11/2012</b>					
CHEQUE NR 101 PAGTO CF 10643 OM HOSP E ORTOPEDICOS LTDA ME	21555	201	545,92		2.248,72D
<b>08/11/2012</b>					
CHEQUE NR 102 PAGTO NF 198 PATRICIA DE JESUS CAVALCA	21369	201	79,60		2.328,32D
<b>07/12/2012</b>					
PAGTO DUPLIC N° 521 PRESS COMUNICACAO VISUAL LTDA ME	22985	201	5.190,00		7.518,32D
<b>10/12/2012</b>					
PAGTO DUPLIC N° 1437 EDITAL IMPRESSAO DE PAINELS LTDA EPP	22918	201	2.780,00		10.298,32D
PAGTO DUPLIC N° 116049 OXFORD PROCELANAS S/A	22942		8.753,80		19.052,12D
<b>12/12/2012</b>					
PAGTO DUPLIC N° 25422 IMPRESSUL INDUSTRIA GRAFICA LTDA	22683		10.840,00		29.892,12D
PAGTO DUPLIC N° 25421 IMPRESSUL INDUSTRIA GRAFICA LTDA	22705		2.608,50		32.498,62D
PAGTO DUPLIC N° 25423 IMPRESSUL INDUSTRIA GRAFICA LTDA	22764		440,00		32.938,62D
PAGTO DUPLIC N° 25424 IMPRESSUL INDUSTRIA GRAFICA LTDA	22802		440,00		33.378,62D
<b>Saldo anterior:</b>					<b>0,00</b>
<b>7000 - 4.1.01.06.001 - DESPESAS DE VIAGEM</b>					
<b>16/07/2012</b>					
PAGTO FATURA 264025 MA AGENCIA DE VIAGENS E TURISMO LTDA	11347	201	1.293,71		1.293,71D
<b>25/07/2012</b>					
CHEQUE NR 88 PAGTO NF 9580 HOTEL DA VILA LTDA EPP	11371	1881	234,00		1.527,71D

# Sociedade Botanica do Brasil

Página: 84

Razão nº 1 de 01/04/2012 a 30/09/2013

Histórico	Chave	Contra	Débito	Crédito	Saldo atual
<b>10/09/2012</b>					
PAGTO FATURA FA00009347 MAC AG DE VIAGENS E TUR LTDA	17108	201	1.144,64		2.672,35D
<b>25/09/2012</b>					
PAGTO FATURA FA00009533 MAC VIAGENS & EVENTOS-RJ	17450	201	15.872,79		18.545,14D
<b>28/09/2012</b>					
CHEQUE NR 90 PAGTO FATURA 9597 MAC VIAGENS & EVENTOS-RJ	16950	201	730,86		19.275,80D
<b>18/10/2012</b>					
PAGTO FATURA FA00009800 MAC VIAGENS & EVENTOS-RJ	18651	201	890,16		20.165,96D
PAGTO FATURA FA00009809 MAC VIAGENS & EVENTOS-RJ (LEONALDO)	24112		2.346,82		22.512,78D
PAGTO FATURA FA00009809 MAC VIAGENS & EVENTOS-RJ (LEONALDO)	24120		2.777,04		25.289,82D
<b>19/10/2012</b>					
PAGTO FATURA FA00009565 MAC VIAGENS & EVENTOS-RJ	18635	201	8.006,22		33.296,04D
PAGTO FATURA FA00009636 MAC VIAGENS & EVENTOS-RJ	18643	201	3.841,75		37.137,79D
<b>23/10/2012</b>					
PAGTO FATURA FA00009853 MAC VIAGENS & EVENTOS-RJ	18589	201	590,08		37.727,87D
PAGTO FATURA FA00009850 MAC VIAGENS & EVENTOS-RJ	18597	201	653,94		38.381,81D
PAGTO FATURA FA00009857 MAC VIAGENS & EVENTOS-RJ	18600	201	1.616,33		39.998,14D
<b>26/10/2012</b>					
PAGTO FATURA FA00009944 MAC VIAGENS & EVENTOS-RJ (JOSE RUBENS PIRANI)	18570	201	338,63		40.336,77D
<b>05/11/2012</b>					
PAGTO FATURA Nº 10010 MAC AG DE VIAGENS E TURISMO LTDA	21857	201	863,04		41.199,81D
PAGTO FATURA Nº 9987 MAC AG DE VIAGENS E TURISMO LTDA	21873	201	3.241,76		44.441,57D
PAGTO FATURA Nº 10027 MAC AG DE VIAGENS E TURISMO LTDA	21890	201	14.952,80		59.394,37D
PAGTO FATURA Nº 10002 MAC AG DE VIAGENS E TURISMO LTDA	21911	201	332,32		59.726,69D
PAGTO FATURA Nº 9992 MAC AG DE VIAGENS E TURISMO LTDA	21938	201	333,13		60.059,82D
PAGTO FATURA Nº 9998 MAC AG DE VIAGENS E TURISMO LTDA	21954	201	394,24		60.454,06D
PAGTO FATURA Nº 10001 MAC AG DE VIAGENS E TURISMO LTDA	21970	201	409,88		60.863,94D
PAGTO FATURA Nº 9978 MAC AG DE VIAGENS E TURISMO LTDA	21997	201	820,08		61.684,02D
PAGTO FATURA Nº 9977 MAC AG DE VIAGENS E TURISMO LTDA	22012	201	920,54		62.604,56D
<b>08/11/2012</b>					
PAGTO FATURA FORNECEDOR MAC AG DE VIAGENS E TURISMO LTDA	21806	201	18.720,00		81.324,56D
<b>09/11/2012</b>					
PAGTO FATURA Nº 10090 MAC AG DE VIAGENS E TURISMO LTDA	21660	201	528,85		81.853,41D
PAGTO FATURA Nº 10050 MAC AG DE VIAGENS E TURISMO LTDA	21687	201	701,29		82.554,70D
PAGTO FATURA Nº 10097 MAC AG DE VIAGENS E TURISMO LTDA	21709	201	2.008,82		84.563,52D
PAGTO FATURA Nº 10095 MAC AG DE VIAGENS E TURISMO LTDA	21725	201	2.446,07		87.009,59D
PAGTO FATURA Nº 10088 MAC AG DE VIAGENS E TURISMO LTDA	21741	201	2.761,56		89.771,15D
PAGTO DUPLIC. Nº 184 EDSON LUIS DA SILVA TRANSPORTES	21768	201	2.100,00		91.871,15D
<b>12/11/2012</b>					
CHEQUE NR 107 PAGTO DESP C/VIAGENS JULIANO M.OLIVEIRA CFE BILHETE PASSAGEM 218167 PLUMA	20761	201	118,96		91.990,11D
CHEQUE NR 104 PAGTO DESP C/VIAGENS CLAUDIO SERGIO LISI CFE MAPA	21547	201	675,00		92.665,11D
<b>13/11/2012</b>					
CHEQUE NR 114 PAGTO DESP C/VIAGENS CFE BILHETE PASSAGEM 806393 E 836182 AUTO VIACAO CATARINENSE LTDA	20087	201	81,50		92.746,61D
CHEQUE NR 115 PAGTO RECIBO 01991064 AERO TAXI	20303	201	220,00		92.966,61D
CHEQUE NR 094 PAGTO NF 1528 MANA DO BRASIL REST LTDA ME	21229	201	1.332,20		94.298,81D
CHEQUE NR 105 PAGTO NF 1527 MANA DO BRASIL REST LTDA ME	21245	201	659,06		94.957,87D
CHEQUE NR 118 PAGTO DESP C/VIAGENS LUCIA REGINA RANGEL CFE MAPA	21253	201	40,00		94.997,87D
CHEQUE NR 110 PAGTO DESP C/VIAGENS DANIELLY DA SILVA LUCIANA CFE MAPA	21539	201	165,00		95.162,87D
PAGTO FATURA Nº 10144 MAC AG DE VIAGENS E TURISMO LTDA	21580	201	11.562,82		106.725,69D
PAGTO FATURA Nº 10143 MAC AG DE VIAGENS E TURISMO LTDA	21601	201	3.008,54		109.734,23D
<b>14/11/2012</b>					
CHEQUE NR 109 PAGTO DESP C/VIAGENS FIDEL ALEJANDRO ROIJ CFE MAPA	21342	201	322,00		110.056,23D
PAGTO FATURA Nº 10138 MAC AG DE VIAGENS E TURISMO LTDA	21407	201	1.672,75		111.728,98D
PAGTO DESP C/VIAGENS GARDENE MARIA DE SOUZA CFE MAPA	21415	201	469,58		112.198,56D
PAGTO DESP C/VIAGENS KATIA C PORTO CFE MAPA	21423	201	375,68		112.574,22D
PAGTO DESP C/VIAGENS LUIZ A. DE SOUZA CFE MAPA	21431	201	939,15		113.513,37D

# Sociedade Botanica do Brasil

Razão nº 1 de 01/04/2012 a 30/09/2013

Histórico	Chave	Contra	Débito	Crédito	Saldo atual
<b>14/11/2012</b>					
PAGTO DESP C/VIAGENS DENISE M T DE OLIVEIRA CFE MAPA	21440	201	1 019,15		114 532,52D
PAGTO DESP C/VIAGENS BENEDITO G DOS SANTOS FILHO CFE MAPA	21458	201	1 029,15		115 561,67D
PAGTO DESP C/VIAGENS GERALDO A D JUNIOR CFE MAPA	21466	201	939,15		116 500,82D
PAGTO DESP C/VIAGENS SUZANA NEVES MOREIRA CFE MAPA	21490	201	288,00		116 788,82D
CHEQUE NR 113 PAGTO DESP C/VIAGENS DANILO F DE SOUZA CFE MAPA	21504	201	280,00		117 068,82D
CHEQUE NR 112 PAGTO DESP C/VIAGENS MAYARA K GOMES CFE MAPA	21512	201	280,00		117 348,82D
CHEQUE NR 111 PAGTO DESP C/VIAGENS CECILIA G FARIAS CFE MAPA	21520	201	280,00		117 628,82D
<b>16/11/2012</b>					
CHEQUE NR 095 PAGTO NF 470 Pousada Vila da Glória Ltda	21180	201	2 800,00		120 428,82D
CHEQUE NR 093 PAGTO NF 1188 LEFT TRANSP E TURISMO LTDA	21202	201	2 400,00		122 828,82D
PAGTO FATURA Nº 10118 MAC AG DE VIAGENS E TURISMO LTDA	21296	201	5 030,55		127 857,37D
PAGTO FATURA FORNECEDOR MAC AG DE VIAGENS E TUR LTDA	21334	201	13 923,00		141 780,37D
<b>20/11/2012</b>					
PAGTO FATURA Nº 10113 MAC AG DE VIAGENS E TURISMO LTDA	21121	201	5 122,81		146 902,98D
PAGTO FATURA Nº 10149 MAC AG DE VIAGENS E TURISMO LTDA	21148	201	631,31		147 534,29D
<b>21/11/2012</b>					
PAGTO FATURA Nº 10169 MAC AG DE VIAGENS E TURISMO LTDA	21032	201	56,67		147 590,96D
PAGTO FATURA Nº 10168 MAC AG DE VIAGENS E TURISMO LTDA	21075	201	654,51		148 245,47D
PAGTO FATURA Nº 10167 MAC AG DE VIAGENS E TURISMO LTDA	21091	201	1.598,99		149 844,46D
PAGTO REEMBOLSO DESP C/VIAGENS FERNANDO PERIOTTO CFE MAPA	21105	201	1.169,70		151 014,16D
<b>22/11/2012</b>					
PAGTO RECIBOS PONTUAL GPS TAXI	20974	201	1.620,00		152 634,16D
PAGTO DUPLIC Nº 09 MIRMAIA TURISMO LTDA ME	20990	201	210,00		152 844,16D
PAGTO DUPLIC Nº 08 MIRMAIA TURISMO LTDA ME	21016	201	720,00		153 564,16D
<b>23/11/2012</b>					
PAGTO FATURA Nº 10161 MAC AG DE VIAGENS E TURISMO LTDA	20583	201	446,57		154 010,73D
PAGTO FATURA Nº 10159 MAC AG DE VIAGENS E TURISMO LTDA	20605	201	550,68		154 561,41D
<b>26/11/2012</b>					
PAGTO REEMBOLSO DESP C/VIAGENS EMERSON L GUMBOSKI CFE MAPA	20451	201	60,00		154 621,41D
PAGTO REEMBOLSO DESP C/VIAGENS ANA VOYTENA CFE MAPA	20460	201	120,00		154 741,41D
PAGTO REEMBOLSO DESP C/VIAGENS RIVETE SILVA DE LIMA CFE MAPA	20478	201	286,00		155 027,41D
PAGTO REEMBOLSO DESP C/VIAGENS RONALDO A WASUM CFE MAPA	20486	201	286,00		155 313,41D
PAGTO REEMBOLSO DESP C/VIAGENS JEFERSON L FRANCO CFE MAPA	20494	201	81,85		155 395,26D
PAGTO REEMBOLSO DESP C/VIAGENS ANDRE L L VANZELA CFE MAPA	20508	201	180,00		155 575,26D
PAGTO REEMBOLSO DESP C/VIAGENS LUIZ F W ROESCH CFE MAPA	20516	201	129,00		155 704,26D
PAGTO REEMBOLSO DESP C/VIAGENS MARIA C M KASUYA CFE MAPA	20524	201	91,00		155 795,26D
PAGTO REEMBOLSO DESP C/VIAGENS BRUNO DEGASPARI MINARD CFE MAPA	20532	201	120,00		155 915,26D
PAGTO REEMBOLSO DESP C/VIAGENS NINA C BARBOSA DA SILVA CFE MAPA	20540	201	512,00		156 427,26D
<b>27/11/2012</b>					
PAGTO DESP C/VIAGENS JAIRO LIZANDRO SCHMITT CFE MAPA	20338	201	380,00		156 807,26D
<b>30/11/2012</b>					
PAGTO FATURA Nº 10191 MAC AG DE VIAGENS E TUR LTDA	20117	201	1 004,25		157 811,51D
<b>03/12/2012</b>					
PAGTO DESP C/VIAGENS CFE BILHETE PASSAGEM 804609 E 716900 AUTO VIACAO CATARINENSE LTDA	23019	201	81,50		157 893,01D
PAGTO DESP C/VIAGENS ADEMIR REIS CFE MAPA	23027	201	113,90		158 006,91D
PAGTO DESP C/VIAGENS MERILUCE S WEIERS CFE MAPA	23035	201	110,00		158 116,91D
PAGTO DESP C/VIAGENS EDENIR M SERIGATTO CFE MAPA	23043	201	786,94		158 903,85D
PAGTO DESP C/VIAGENS ALFREDO GUI FERREIRA CFE MAPA	23051	201	986,00		159 889,85D
PAGTO DESP C/VIAGENS ARNILDO POTT CFE MAPA	23060	201	39,00		159 928,85D
PAGTO DESP C/VIAGENS ROBSON TADEU BOLZON CFE MAPA	23078	201	75,82		160 004,67D
<b>05/12/2012</b>					
PAGTO FATURA Nº 9996/10094/10148/10200/10202 MAC AG DE VIAGENS E TURISMO LTDA	22993	201	2 749,05		162 753,72D
<b>10/12/2012</b>					
PAGTO DESP C/VIAGENS KARIN ESEMANN DE QUADROS CFE MAPA	22896	201	4 560,02		167 313,74D

# Sociedade Botânica do Brasil

Página 66

Razão nº 1 de 01/04/2012 a 30/09/2013

Histórico	Chave	Contra	Débito	Crédito	Saldo atual
<b>20/12/2012</b>					
PAGTO DESP C/VIAGENS LUANA MORATI CAMPOS CFE MAPA	22818	201	190,00		167.803,74D
PAGTO DESP C/VIAGENS FERNANDO M FREIRE CFE MAPA	22827	201	300,00		167.803,74D
PAGTO DESP C/VIAGENS ALI ELYS CASALE MAGNAGO CFE MAPA	22838	201	505,00		168.308,74D
PAGTO DESP C/VIAGENS EMANUELA W A WEIDLICH CFE MAPA	22843	201	870,00		169.178,74D
PAGTO DESP C/VIAGENS JESSICA HOLZ CFE MAPA	22851	201	190,00		169.168,74D
PAGTO DESP C/VIAGENS EMANOELE C D TODOROVSKI CFE MAPA	22860	201	230,00		169.398,74D
PAGTO DESP C/VIAGENS JENIFFER CRISTINE DE SENA CFE MAPA	22878	201	198,00		169.594,74D
PAGTO DESP C/VIAGENS HEITOR S N LIPORACCI CFE MAPA	22886	201	435,00		170.029,74D
PAGTO DESP C/VIAGENS KEILA R O DA SILVA CFE MAPA	22894	201	225,00		170.254,74D
PAGTO DESP C/VIAGENS VALERIA F LOPES CFE MAPA	22608	201	550,00		170.804,74D
<b>21/12/2012</b>					
VLR REEMBOLSO PAGTOS FATURAS MAC AG DE VIAGENS E TURISMO LTDA	22373	201		60.656,40	110.148,34D
<b>24/12/2012</b>					
PAGTO DESP C/VIAGENS MARCOS E G SOBRAL CFE MAPA	22500	201	600,44		110.748,78D
PAGTO FATURA Nº 10298 MAC AG DE VIAGENS E TURISMO LTDA	23094	201	643,85		111.392,63D
<b>26/12/2012</b>					
VLR NF Nº 44133 ATRIO HOTEIS S/A	18732	301	10.681,13		122.073,76D
<b>01/01/2013</b>					
VLR NF Nº 83274 ATRIO HOTEIS S/A	18740	301	13.669,40		135.743,16D
<b>15/01/2013</b>					
PAGTO DESP C/VIAGENS GERAHRDT OVERBECK CFE MAPA	23337	201	965,00		136.708,16D
<b>17/01/2013</b>					
PAGTO FATURA Nº 10354 MAC AG DE VIAGENS E TURISMO LTDA	23272	201	367,00		137.075,16D
PAGTO DEESP C/VIAGENS ARNO FRITZ N BRANDES CFE MAPA	23280	201	625,36		137.700,52D
PAGTO DEESP C/VIAGENS ANA LUCIA SILVA LIMA CFE MAPA	23299	201	675,00		138.375,52D
PAGTO DEESP C/VIAGENS LUCI DE SENNA VALLE CFE MAPA	23302	201	495,00		138.870,52D
PAGTO DEESP C/VIAGENS PATRICIA SOFFIATTI CFE MAPA	23310	201	132,71		139.003,23D
<b>21/01/2013</b>					
VLR NF Nº 60710 ATRIO HOTEIS S/A	18759		19.659,61		158.662,84D
<b>30/01/2013</b>					
PAGTO DESP C/VIAGENS LEILA DE FATIMA MACIAS	23230	201	54,00		158.716,84D
PAGTO DESP C/VIAGENS ALESSANDRA B GASTALDI CFE MAPA	23256	201	140,00		158.856,84D
PAGTO DESP C/VIAGENS DENISELE N A BORGES CFE MAPA	23264	201	435,00		159.291,84D
<b>19/02/2013</b>					
PAGTO DESP C/VIAGENS CAROLINA EDUARDO D LOZANO CFE MAPA	23876	201	290,00		159.581,84D
<b>27/02/2013</b>					
PAGTO DESP C/VIAGENS ALAN LUIZ SEVERINO CFE MAPA	23850	201	185,00		159.766,84D
PAGTO DESP C/VIAGENS CAROLINA RIBEIRO SILVA CFE MAPA	23868	201	390,00		160.156,84D
<b>06/03/2013</b>					
CHEQUE NR 471 PAGTO DESP C/VIAGENS CAROLINE KROLL CFE MAPA	24139	201	140,00		160.296,84D
<b>07/03/2013</b>					
PAGTO DESP C/VIAGENS VINICIUS A DITTRICH CFE MAPA	24147	201	58,02		160.354,86D
<b>02/04/2013</b>					
PAGTO REEMBOLSO DESP C/VIAGENS DIANA M CARNEIRO MARQUES CFE MAPA	24279	201	79,82		160.434,68D
<b>22/04/2013</b>					
VLR REEMBOLSO DESP C/VIAGENS FAPESC (PASSAGENS AEREAS)	24295	201		2.091,84	158.342,84D
<b>25/04/2013</b>					
VLR REEMBOLSO DESP C/VIAGENS FAPESC (PASSAGENS AEREAS)	24309	201		5.000,00	153.342,84D
<b>18/09/2013</b>					
VLR REEMBOLSO PAGTO FATURA FA00009944 MAC VIAGENS & EVENTOS-RJ (JOSE RUBENS PIRANI)	24589	201		338,63	153.004,21D
VLR REEMBOLSO PAGTO FATURA 10159 MAC AG DE VIAGENS E TURISMO LTDA	24597	201		550,68	152.453,53D
VLR REEMBOLSO DESP C/VIAGENS (FAPESP)	24600	201		1.066,40	151.387,13D
<b>7501 - 4.1.01.07.002 - PROPAGANDA E PUBLICIDADE</b>			<b>Saldo anterior:</b>		<b>0,00</b>
<b>13/08/2012</b>					
PAGTO DUPLIC Nº 20945 IMPRESSUL INDUSTRIA GRAFICA LTDA	11884		980,00		980,00D
PAGTO DUPLIC Nº 1724 GRAF EDITORA E PAPELARIA ZF LTDA	11822	201	636,00		1.616,00D

# Sociedade Botanica do Brasil

Página 87

Razão nº 1 de 01/04/2012 a 30/09/2013

Histórico	Chave	Contra	Débito	Crédito	Saldo atual
<b>8004 - 4.1.01.08.005 - Confraternização</b>					<b>Saldo anterior: 0,00</b>
<b>29/11/2012</b>					
PAGTO DUPLIC Nº 226 PADARIA E CONFEITARIA PRINCESA LTDA	20257	201	113,00		113,00D
<b>20/12/2012</b>					
VLR NF Nº 5609 RESTAURANTE DO NEGO LTDA	22454	1038	97.150,00		97.263,00D
<b>9001 - 4.1.01.09.10000 - UNIFORMES</b>					<b>Saldo anterior: 0,00</b>
<b>27/11/2012</b>					
PAGTO DUPLIC Nº 142 VIA GENERAL CONFECÇÕES LTDA	20354	201	870,00		870,00D
<b>9002 - 4.1.01.09.10001 - COPA E COZINHA</b>					<b>Saldo anterior: 0,00</b>
<b>26/11/2012</b>					
PAGTO DUPLIC Nº 2380 AGUSTINI & ZAFALON LTDA ME	20427	201	2.322,00		2.322,00D
<b>9003 - 4.1.01.09.10002 - TAXAS DIVERSAS</b>					<b>Saldo anterior: 0,00</b>
<b>13/11/2012</b>					
PAGTO DUPL 9008952562 ECAD	21563	201	600,00		600,00D
<b>16/11/2012</b>					
PAGTO REEMBOLSO TAXAS NEUMAANN & CANDINHO LTDA ME	21300	201	261,36		861,36D
<b>22/11/2012</b>					
PAGTO TAXA P.M.J CFE DAM 3157635	20796		70,62		931,98D
PAGTO TAXA P.M.J CFE DAM 3160843	20800		71,30		1.003,28D
PAGTO TAXA P.M.J CFE DAM 3157637	20818		70,62		1.073,90D
PAGTO TAXA P.M.J CFE DAM 3160682	20826		71,30		1.145,20D
PAGTO TAXA P.M.J CFE DAM 3159650	20842		70,62		1.215,82D
PAGTO TAXA P.M.J CFE DAM 3160683	20850		71,30		1.287,12D
PAGTO TAXA P.M.J CFE DAM 3157633	20869		70,62		1.357,74D
PAGTO TAXA P.M.J CFE DAM 3157640	20877		70,62		1.428,36D
PAGTO TAXA P.M.J CFE DAM 3157636	20885		70,62		1.498,98D
PAGTO TAXA P.M.J CFE DAM 3157616	20893		70,62		1.569,60D
PAGTO TAXA P.M.J CFE DAM 3159655	20907		70,62		1.640,22D
PAGTO TAXA P.M.J CFE DAM 3157638	20915		70,62		1.710,84D
PAGTO TAXA P.M.J CFE DAM 3157641	20923		70,62		1.781,46D
PAGTO TAXA P.M.J CFE DAM 3157634	20931		70,62		1.852,08D
PAGTO TAXA P.M.J CFE DAM 3160842	20940		71,30		1.923,38D
PAGTO TAXA P.M.J CFE DAM 3161042	20958		70,99		1.994,37D
<b>4601 - 4.3.01.01.001 - Juros pagos a instituições financeiras</b>					<b>Saldo anterior: 0,00</b>
<b>01/11/2012</b>					
VLR DEBITO JUROS HSBC BANK BRASIL S/A	18848	201	0,01		0,01D
VLR DEBITO JUROS HSBC BANK BRASIL S/A	18856	201	5,76		5,77D
VLR DEBITO JUROS HSBC BANK BRASIL S/A	18864	201	24,01		29,78D
<b>4602 - 4.3.01.01.002 - JUROS FINANCIEROS</b>					<b>Saldo anterior: 0,00</b>
<b>02/07/2012</b>					
VLR DEBITO JUROS BCO HSBC REF AO MES 06/12	9539	201	1,88		1,88D
VLR DEBITO JUROS BCO HSBC REF AO MES 06/12	9547	201	6,16		8,04D
<b>13/08/2012</b>					
PAGTO JUROS S/ NF 20945 IMPRESSUL INDUSTRIA GRAFICA LTDA	11606		15,68		23,72D
<b>03/12/2012</b>					
VLR DEBITO JUROS HSBC BANK BRASIL S/A	22136	201	0,02		23,74D
VLR DEBITO JUROS HSBC BANK BRASIL S/A	22144	201	7,91		31,65D
VLR DEBITO JUROS HSBC BANK BRASIL S/A	22152	201	88,34		119,99D
<b>10/12/2012</b>					
PAGTO JUROS S/ NF 116049 OXFORD PROCELANAS S/A	22969		116,70		236,69D
PAGTO JUROS S/ DUPL TEMPO BRASIL COMUN & DESIGN LTDA	23957		92,38		329,07D
<b>12/12/2012</b>					
PAGTO JUROS S/ NF 25421 IMPRESSUL INDUSTRIA GRAFICA LTDA	22721		10,42		339,49D
PAGTO JUROS S/ NF 25422 IMPRESSUL INDUSTRIA GRAFICA LTDA	22748		43,36		382,85D
PAGTO JUROS S/ NF 25423 IMPRESSUL INDUSTRIA GRAFICA LTDA	22780		1,76		384,61D
PAGTO JUROS S/ NF 25424 IMPRESSUL INDUSTRIA GRAFICA LTDA	22829		1,76		386,37D
<b>4612 - 4.3.01.01.004 - JUROS S/IMPOSTOS</b>					<b>Saldo anterior: 0,00</b>

# Sociedade Botanica do Brasil

Página 58

Razão nº 1 de 01/04/2012 a 30/09/2013

Histórico	Chave	Contra	Débito	Crédito	Saldo atual
<b>25/04/2013</b>					
PAGTO JUROS MULTA S/PRETCOES BANF 57 TECNOEVENTO CONSULTORIA LTDA	24333		102,11		102,11D
PAGTO JUROS MULTA S/IRRF REF NF 57 TECNOEVENTO CONSULTORIA LTDA	24368		32,94		135,05D
<b>4608 - IOF - 4.3.01.01.007 - IOF</b>				Saldo anterior:	0,00
<b>02/07/2012</b>					
VLR DEBITO IOF CFE AVISO HSBC	9555	201	7,79		7,79D
<b>01/11/2012</b>					
VLR DEBITO IOF CFE AVISO HSBC BANK BRASIL S/A	18872	201	9,63		17,42D
<b>03/12/2012</b>					
VLR DEBITO IOF CFE AVISO HSBC BANK BRASIL S/A	22160	201	24,41		41,83D
<b>4615 - 4.3.01.01.008 - TARIFAS BANCARIAS</b>				Saldo anterior:	0,00
<b>11/04/2012</b>					
VLR DEBITO TARIFAS DEP CHEQUE HSBC	213	201	1,52		1,52D
<b>12/04/2012</b>					
VLR DEBITO TARIFAS DEP CHEQUE HSBC	299	201	3,04		4,56D
<b>16/04/2012</b>					
VLR DEBITO TARIFAS DEP CHEQUE HSBC	663	201	1,52		6,08D
<b>17/04/2012</b>					
VLR DEBITO TARIFAS DEP CHEQUE HSBC	736	201	1,52		7,60D
<b>23/04/2012</b>					
VLR DEBITO TARIFAS DEP CHEQUE HSBC	4910	201	1,52		9,12D
<b>26/04/2012</b>					
VLR DEBITO TARIFAS DEP CHEQUE HSBC	5550	201	1,52		10,64D
<b>27/04/2012</b>					
VLR DEBITO TARIFAS DEP CHEQUE HSBC	6513	201	1,52		12,16D
<b>30/04/2012</b>					
VLR DEBITO TARIFAS DEP CHEQUE HSBC	8346	201	9,12		21,28D
<b>02/05/2012</b>					
VLR DEBITO TARIFAS DEP CHEQUE HSBC	1287	201	3,04		24,32D
<b>03/05/2012</b>					
VLR DEBITO TARIFAS DEP CHEQUE HSBC	1570	201	4,56		28,88D
<b>09/05/2012</b>					
VLR DEBITO TARIFAS DEP CHEQUE HSBC	2003	201	3,04		31,92D
<b>18/05/2012</b>					
VLR DEBITO TARIFAS DEP CHEQUE HSBC	2445	201	6,60		38,52D
<b>24/05/2012</b>					
VLR DEBITO TARIFAS DEP CHEQUE HSBC	2771	201	1,52		40,04D
<b>25/05/2012</b>					
VLR DEBITO TARIFAS DEP CHEQUE HSBC	2852	201	1,52		41,56D
<b>29/05/2012</b>					
VLR DEBITO TARIFAS DEP CHEQUE HSBC	3301	201	1,52		43,08D
<b>30/05/2012</b>					
VLR DEBITO TARIFAS DEP CHEQUE HSBC	3867	201	1,52		44,60D
<b>31/05/2012</b>					
VLR DEBITO TARIFAS DEP CHEQUE HSBC	4634	201	4,56		49,16D
<b>01/06/2012</b>					
VLR DEBITO TARIFAS DEP CHEQUE HSBC	8680	201	7,60		56,76D
<b>04/06/2012</b>					
VLR DEBITO TARIFAS DEP CHEQUE HSBC	8800	201	1,52		58,28D
<b>06/06/2012</b>					
VLR DEBITO TARIFAS DEP CHEQUE HSBC	8915	201	1,68		59,96D
<b>11/06/2012</b>					
VLR DEBITO TARIFAS DEP CHEQUE HSBC	8966	201	23,70		83,66D
<b>15/06/2012</b>					
VLR DEBITO TARIFAS DEP CHEQUE HSBC	9164	201	3,36		87,02D
<b>18/06/2012</b>					
VLR DEBITO TARIFAS DEP CHEQUE HSBC	9180	201	44,40		131,42D
<b>06/07/2012</b>					


# Sociedade Botânica do Brasil

Razão nº 1 de 01/04/2012 a 30/09/2013

Histórico	Chave	Contra	Débito	Crédito	Saldo atual
<b>06/07/2012</b>					
VLR DEBITO TARIFAS DEP CHEQUE HSBC	9563	201	1,52		132,94D
<b>10/07/2012</b>					
VLR DEBITO TARIFAS DEP CHEQUE HSBC	9890	201	23,70		156,64D
<b>16/07/2012</b>					
VLR DEBITO TARIFAS DEP CHEQUE HSBC	9571	201	1,68		158,32D
<b>17/07/2012</b>					
VLR DEB TAR BANC CFE AVISO HSBC	9580	201	7,95		166,27D
<b>19/07/2012</b>					
VLR DEBITO TARIFAS DEP CHEQUE HSBC	9598	201	1,68		167,95D
VLR DEBITO TARIFAS DEP CHEQUE HSBC	9601	201	1,52		169,47D
<b>20/07/2012</b>					
VLR DEBITO TARIFAS DEP CHEQUE HSBC	9610	201	1,52		170,99D
<b>30/07/2012</b>					
VLR DEBITO TARIFAS DEP CHEQUE HSBC	9636	201	1,52		172,51D
<b>31/07/2012</b>					
VLR DEBITO TARIFAS DEP CHEQUE HSBC	9628	201	1,52		174,03D
<b>01/08/2012</b>					
VLR DEBITO TARIFAS DEP CHEQUE HSBC	11720	201	1,52		175,55D
<b>02/08/2012</b>					
VLR DEBITO TARIFAS DEP CHEQUE HSBC	11789	201	3,04		178,59D
<b>03/08/2012</b>					
VLR DEBITO TARIFAS DEP CHEQUE HSBC	11894	201	1,52		180,11D
<b>06/08/2012</b>					
VLR DEBITO TARIFAS DEP CHEQUE HSBC	12149	201	1,52		181,63D
<b>07/08/2012</b>					
VLR DEBITO TARIFAS DEP CHEQUE HSBC	12360	201	1,52		183,15D
<b>08/08/2012</b>					
VLR DEBITO TARIFAS TED INTERNET	12629	201	7,95		191,10D
VLR DEBITO TARIFAS DEP CHEQUE HSBC	12637	201	3,04		194,14D
<b>09/08/2012</b>					
VLR DEBITO TARIFAS ENTRADA DE TITULOS	12947	201	38,10		232,24D
VLR DEBITO TARIFAS DEP CHEQUE HSBC	12955	201	1,52		233,76D
<b>10/08/2012</b>					
VLR DEBITO TARIFAS DEP CHEQUE HSBC	14222	201	23,70		257,46D
VLR DEBITO TARIFAS DEP CHEQUE HSBC	14230	201	6,08		263,54D
<b>13/08/2012</b>					
VLR DEBITO TARIFAS DEP CHEQUE HSBC	14702	201	9,12		272,66D
VLR DEBITO TARIFAS DEP CHEQUE HSBC	14710	201	1,68		274,34D
<b>14/08/2012</b>					
VLR DEBITO TARIFAS DEP CHEQUE HSBC	15199	201	4,56		278,90D
VLR DEBITO TARIFAS DEP CHEQUE HSBC	15202	201	15,90		294,80D
<b>16/08/2012</b>					
VLR DEBITO TARIFAS DEP CHEQUE HSBC	15687	201	3,04		297,84D
<b>20/08/2012</b>					
VLR DEBITO TARIFAS DEP CHEQUE HSBC	15890	201	1,52		299,36D
<b>27/08/2012</b>					
VLR DEBITO TARIFAS DEP CHEQUE HSBC	16667	201	1,52		300,88D
VLR DEBITO TARIFA ENTRADA DE TITULOS	16675	201	12,70		313,58D
<b>28/08/2012</b>					
VLR DEBITO TARIFAS DEP CHEQUE HSBC	16748	201	1,52		315,10D
<b>29/08/2012</b>					
VLR DEBITO TARIFA ENTRADA DE TITULOS	16772	201	19,05		334,15D
<b>30/08/2012</b>					
VLR DEBITO TARIFA DOC INTERNET	16802	201	7,95		342,10D
<b>31/08/2012</b>					
VLR DEBITO TARIFA DOC INTERNET	16888	201	7,95		350,05D
<b>03/09/2012</b>					
VLR DEBITO TARIFA ENTRADA DE TITULOS	17019	201	44,45		394,50D
<b>04/09/2012</b>					
VLR DEBITO TARIFA TED INTERNET	17043	201	23,85		418,35D

**Sociedade Botanica do Brasil**  
Razão nº 1 de 01/04/2012 a 30/09/2013

Histórico	Chave	Contra	Débito	Crédito	Saldo atual
<b>10/09/2012</b>					
VLR DEB TAR BANC CFE AVISO HSBC	17116	201	23,70		442,05D
<b>14/09/2012</b>					
VLR DEBITO TARIFA ENTRADA DE TITULOS	17221	201	6,35		448,40D
VLR DEBITO TARIFAS DEP CHEQUE HSBC	17230	201	1,62		449,92D
<b>17/09/2012</b>					
VLR DEBITO TARIFA TED INTERNET	17280	201	7,95		457,87D
<b>18/09/2012</b>					
VLR DEBITO TARIFA TED INTERNET	17329	201	7,95		465,82D
VLR DEBITO TARIFAS DEP CHEQUE HSBC	17337	201	1,62		467,34D
<b>24/09/2012</b>					
VLR DEBITO TARIFA ENTRADA DE TITULOS	17434	201	19,05		486,39D
<b>26/09/2012</b>					
VLR DEBITO TARIFAS DEP CHEQUE HSBC	17493	201	1,62		487,91D
<b>28/09/2012</b>					
VLR DEBITO TARIFAS DEP CHEQUE HSBC	17710	201	1,68		489,59D
<b>01/10/2012</b>					
VLR DEBITO TARIFA ENTRADA DE TITULOS	17779	201	19,05		508,64D
<b>08/10/2012</b>					
VLR DEBITO TARIFA ENTRADA DE TITULOS	17860	201	12,70		521,34D
VLR DEBITO TARIFA BAIXA/DEV TITULOS	17868	201	19,62		540,96D
<b>10/10/2012</b>					
VLR DEBITO TARIFA MANUT CTA	17906	201	23,70		564,66D
VLR DEBITO TARIFA DE CONTRATO	17914	201	40,00		604,66D
VLR DEBITO TARIFA MANUT DE TITULOS	17922	201	12,90		617,56D
<b>11/10/2012</b>					
VLR DEBITO TARIFAS DEP CHEQUE HSBC	17981	201	1,68		619,24D
VLR DEBITO TARIFAS DEP CHEQUE HSBC	17990	201	1,62		620,76D
<b>17/10/2012</b>					
VLR DEB TAR BANC CFE AVISO HSBC	18708	201	7,95		628,71D
<b>18/10/2012</b>					
VLR DEBITO TARIFAS DEP CHEQUE HSBC	18074	201	1,62		630,23D
<b>19/10/2012</b>					
VLR DEBITO TARIFA MANUT DE TITULOS	18104	201	12,70		642,93D
<b>22/10/2012</b>					
VLR DEBITO TARIFAS DEP CHEQUE HSBC	18163	201	1,68		644,61D
VLR DEBITO TARIFA MANUT DE TITULOS	18171	201	6,64		651,15D
VLR DEBITO TARIFA MANUT DE TITULOS	18180	201	18,30		669,45D
VLR DEBITO TARIFAS DEP CHEQUE HSBC	18198	201	1,62		670,97D
<b>23/10/2012</b>					
VLR DEB TAR BANC CFE AVISO HSBC	18238	201	44,40		715,37D
<b>24/10/2012</b>					
VLR DEBITO TARIFA MANUT DE TITULOS	18262	201	6,35		721,72D
<b>26/10/2012</b>					
VLR DEBITO TARIFA MANUT DE TITULOS	18360	201	57,15		778,87D
<b>29/10/2012</b>					
VLR DEBITO TARIFA MANUT DE TITULOS	18406	201	6,64		785,41D
VLR DEB TAR BANC CFE AVISO HSBC	18716	201	15,90		801,31D
<b>30/10/2012</b>					
VLR DEBITO TARIFAS DEP CHEQUE HSBC	18466	201	1,62		802,83D
<b>31/10/2012</b>					
VLR DEBITO TARIFA MANUT DE TITULOS	18546	201	12,70		815,53D
<b>01/11/2012</b>					
VLR DEB TAR BANC CFE AVISO HSBC BANK BRASIL S/A	18830	201	7,95		823,48D
<b>06/11/2012</b>					
VLR DEB TAR BANC CFE AVISO HSBC BANK BRASIL S/A	19089	201	7,95		831,43D
VLR DEB TAR BANC CFE AVISO HSBC BANK BRASIL S/A	19097	201	7,95		839,38D
<b>07/11/2012</b>					
VLR DEB TAR BANC CFE AVISO HSBC BANK BRASIL S/A	19276	201	7,95		847,33D
VLR DEB TAR BANC CFE AVISO HSBC BANK BRASIL S/A	19283	201	19,35		866,68D
<b>08/11/2012</b>					



# Sociedade Botânica do Brasil


Página 91

Razão nº 1 de 01/04/2012 a 30/09/2013

Histórico	Chave	Contra	Débito	Crédito	Saldo atual
<b>08/11/2012</b>					
VLR DEB TAR BANC CFE AVISO HSBC BANK BRASIL S/A	19453	201	7,95		874,630
VLR DEB TAR BANC CFE AVISO HSBC BANK BRASIL S/A	19461	201	50,80		925,430
<b>09/11/2012</b>					
VLR DEB TAR BANC CFE AVISO HSBC BANK BRASIL S/A	19607	201	7,95		933,380
VLR DEB TAR BANC CFE AVISO HSBC BANK BRASIL S/A	19615	201	38,10		971,480
<b>12/11/2012</b>					
VLR DEB TAR BANC CFE AVISO HSBC BANK BRASIL S/A	19704	201	1,68		973,160
VLR DEB TAR BANC CFE AVISO HSBC BANK BRASIL S/A	19712	201	23,70		996,860
VLR DEB TAR BANC CFE AVISO HSBC BANK BRASIL S/A	19720	201	15,90		1.012,760
VLR DEB TAR BANC CFE AVISO HSBC BANK BRASIL S/A	19739	201	7,95		1.020,710
VLR DEB TAR BANC CFE AVISO HSBC BANK BRASIL S/A	19747	201	45,50		1.066,210
<b>13/11/2012</b>					
VLR DEB TAR BANC CFE AVISO HSBC BANK BRASIL S/A	19771	201	44,40		1.110,610
<b>14/11/2012</b>					
VLR DEB TAR BANC CFE AVISO HSBC BANK BRASIL S/A	19810	201	10,08		1.120,690
VLR DEB TAR BANC CFE AVISO HSBC BANK BRASIL S/A	19828	201	7,95		1.128,640
<b>16/11/2012</b>					
VLR DEB TAR BANC CFE AVISO HSBC BANK BRASIL S/A	19844	201	3,36		1.132,000
VLR DEB TAR BANC CFE AVISO HSBC BANK BRASIL S/A	19852	201	71,55		1.203,550
<b>19/11/2012</b>					
VLR DEB TAR BANC CFE AVISO HSBC BANK BRASIL S/A	19860	201	7,95		1.211,500
VLR DEB TAR BANC CFE AVISO HSBC BANK BRASIL S/A	19879	201	13,08		1.224,580
VLR DEB TAR BANC CFE AVISO HSBC BANK BRASIL S/A	22071	201	15,90		1.240,480
<b>20/11/2012</b>					
VLR DEB TAR BANC CFE AVISO HSBC BANK BRASIL S/A	19887	201	10,08		1.250,560
<b>22/11/2012</b>					
VLR DEB TAR BANC CFE AVISO HSBC BANK BRASIL S/A	19917	201	7,95		1.258,510
<b>23/11/2012</b>					
VLR DEB TAR BANC CFE AVISO HSBC BANK BRASIL S/A	19933	201	1,68		1.260,190
VLR DEB TAR BANC CFE AVISO HSBC BANK BRASIL S/A	19941	201	23,85		1.284,040
<b>26/11/2012</b>					
VLR DEB TAR BANC CFE AVISO HSBC BANK BRASIL S/A	19968	201	7,95		1.291,990
VLR DEB TAR BANC CFE AVISO HSBC BANK BRASIL S/A	19976	201	6,54		1.298,530
<b>27/11/2012</b>					
VLR DEB TAR BANC CFE AVISO HSBC BANK BRASIL S/A	20001	201	1,68		1.300,210
VLR DEB TAR BANC CFE AVISO HSBC BANK BRASIL S/A	20010	201	87,45		1.387,660
VLR DEB TAR BANC CFE AVISO HSBC BANK BRASIL S/A	20028	201	7,95		1.395,610
<b>28/11/2012</b>					
VLR DEB TAR BANC CFE AVISO HSBC BANK BRASIL S/A	20036	201	1,68		1.397,290
VLR DEB TAR BANC CFE AVISO HSBC BANK BRASIL S/A	20044	201	15,90		1.413,190
VLR DEB TAR BANC CFE AVISO HSBC BANK BRASIL S/A	20052	201	47,12		1.460,310
<b>30/11/2012</b>					
VLR DEB TAR BANC CFE AVISO HSBC BANK BRASIL S/A	20079	201	15,90		1.476,210
<b>03/12/2012</b>					
VLR DEB TAR BANC CFE AVISO HSBC BANK BRASIL S/A	22101	201	1,68		1.477,890
VLR DEB TAR BANC CFE AVISO HSBC BANK BRASIL S/A	22110	201	7,95		1.485,840
VLR DEB TAR BANC CFE AVISO HSBC BANK BRASIL S/A	22128	201	13,08		1.498,920
<b>04/12/2012</b>					
VLR DEB TAR BANC CFE AVISO HSBC BANK BRASIL S/A	22179	201	55,65		1.554,570
<b>05/12/2012</b>					
VLR DEB TAR BANC CFE AVISO HSBC BANK BRASIL S/A	22187	201	1,68		1.556,250
VLR DEB TAR BANC CFE AVISO HSBC BANK BRASIL S/A	22195	201	58,05		1.614,300
VLR DEB TAR BANC CFE AVISO HSBC BANK BRASIL S/A	22209	201	41,79		1.656,090
<b>06/12/2012</b>					
VLR DEB TAR BANC CFE AVISO HSBC BANK BRASIL S/A	22217	201	7,95		1.664,040
<b>07/12/2012</b>					
VLR DEB TAR BANC CFE AVISO HSBC BANK BRASIL S/A	22250	201	1,52		1.665,560
<b>10/12/2012</b>					
VLR DEB TAR BANC CFE AVISO HSBC BANK BRASIL S/A	22268	201	23,70		1.689,260
VLR DEB TAR BANC CFE AVISO HSBC BANK BRASIL S/A	22276	201	6,54		1.695,800


**Sociedade Botanica do Brasil**  
Razão nº 1 de 01/04/2012 a 30/09/2013

Histórico	Chave	Contra	Débito	Crédito	Saldo atual
<b>11/12/2012</b>					
VLR. DEB. TAR. BANC. CFE. AVISO HSBC BANK BRASIL S/A	22284	201	1,68		1.697,48D
VLR. DEB. TAR. BANC. CFE. AVISO HSBC BANK BRASIL S/A	22292	201	6,60		1.704,08D
VLR. DEB. TAR. BANC. CFE. AVISO HSBC BANK BRASIL S/A	22308	201	23,85		1.727,93D
VLR. DEB. TAR. BANC. CFE. AVISO HSBC BANK BRASIL S/A	22314	201	1,52		1.729,45D
<b>13/12/2012</b>					
VLR. DEB. TAR. BANC. CFE. AVISO HSBC BANK BRASIL S/A	22322	201	6,72		1.736,17D
VLR. DEB. TAR. BANC. CFE. AVISO HSBC BANK BRASIL S/A	22330	201	14,14		1.750,31D
<b>17/12/2012</b>					
VLR. DEB. TAR. BANC. CFE. AVISO HSBC BANK BRASIL S/A	22349	201	6,54		1.756,85D
<b>19/12/2012</b>					
VLR. DEB. TAR. BANC. CFE. AVISO HSBC BANK BRASIL S/A	22357	201	7,95		1.764,80D
<b>20/12/2012</b>					
VLR. DEB. TAR. BANC. CFE. AVISO HSBC BANK BRASIL S/A	22365	201	79,50		1.844,30D
<b>24/12/2012</b>					
VLR. DEB. TAR. BANC. CFE. AVISO HSBC BANK BRASIL S/A	22390	201	45,78		1.890,08D
VLR. DEB. TAR. BANC. CFE. AVISO HSBC BANK BRASIL S/A	22403	201	1,52		1.891,60D
<b>26/12/2012</b>					
VLR. DEB. TAR. BANC. CFE. AVISO HSBC BANK BRASIL S/A	22411	201	15,90		1.907,50D
<b>28/12/2012</b>					
VLR. DEB. TAR. BANC. CFE. AVISO HSBC BANK BRASIL S/A	22420	201	5,04		1.912,54D
VLR. DEB. TAR. BANC. CFE. AVISO HSBC BANK BRASIL S/A	22438	201	84,50		1.997,04D
<b>31/12/2012</b>					
VLR. DEB. TAR. BANC. CFE. AVISO HSBC BANK BRASIL S/A	22446	201	26,16		2.023,20D
<b>03/01/2013</b>					
VLR. DEB. TAR. BANC. CFE. AVISO HSBC BANK BRASIL S/A	23116	201	1,60		2.024,80D
<b>07/01/2013</b>					
VLR. DEB. TAR. BANC. CFE. AVISO HSBC BANK BRASIL S/A	23132	201	28,24		2.053,04D
<b>10/01/2013</b>					
VLR. DEB. TAR. BANC. CFE. AVISO HSBC BANK BRASIL S/A	23140	201	23,90		2.076,94D
<b>16/01/2013</b>					
VLR. DEB. TAR. BANC. CFE. AVISO HSBC BANK BRASIL S/A	23167	201	7,95		2.084,89D
<b>18/01/2013</b>					
VLR. DEB. TAR. BANC. CFE. AVISO HSBC BANK BRASIL S/A	23175	201	47,70		2.132,59D
<b>31/01/2013</b>					
VLR. DEB. TAR. BANC. CFE. AVISO HSBC BANK BRASIL S/A	23221	201	31,80		2.164,39D
<b>01/02/2013</b>					
VLR. DEB. TAR. BANC. CFE. AVISO HSBC BANK BRASIL S/A	23345	201	1,60		2.165,99D
<b>13/02/2013</b>					
VLR. DEB. TAR. BANC. CFE. AVISO HSBC BANK BRASIL S/A	23361	201	23,90		2.189,89D
VLR. DEB. TAR. BANC. CFE. AVISO HSBC BANK BRASIL S/A	23370	201	15,90		2.205,79D
<b>15/02/2013</b>					
VLR. DEB. TAR. BANC. CFE. AVISO HSBC BANK BRASIL S/A	23698	201	190,80		2.396,59D
<b>18/02/2013</b>					
VLR. DEB. TAR. BANC. CFE. AVISO HSBC BANK BRASIL S/A	23388	201	15,75		2.412,34D
<b>19/02/2013</b>					
VLR. DEB. TAR. BANC. CFE. AVISO HSBC BANK BRASIL S/A	23396	201	10,50		2.422,84D
<b>20/02/2013</b>					
VLR. DEB. TAR. BANC. CFE. AVISO HSBC BANK BRASIL S/A	23400	201	7,95		2.430,79D
<b>28/02/2013</b>					
VLR. DEB. TAR. BANC. CFE. AVISO HSBC BANK BRASIL S/A	23418	201	15,90		2.446,69D
<b>07/03/2013</b>					
VLR. DEB. TAR. BANC. CFE. AVISO HSBC	24171	201	1,75		2.448,44D
<b>08/03/2013</b>					
VLR. DEB. TAR. BANC. CFE. AVISO HSBC	24180	201	7,95		2.456,39D
<b>11/03/2013</b>					
VLR. DEB. TAR. BANC. CFE. AVISO HSBC	24198	201	23,90		2.480,29D
VLR. DEB. TAR. BANC. CFE. AVISO HSBC	24201	201	7,95		2.488,24D
<b>25/03/2013</b>					
VLR. DEB. TAR. BANC. CFE. AVISO HSBC	24210	201	7,95		2.496,19D
<b>01/04/2013</b>					



**Sociedade Botanica do Brasil**  
Razão nº 1 de 01/04/2012 a 30/09/2013

Histórico	Chave	Contra	Débito	Crédito	Saldo atual
<b>01/04/2013</b>					
VLR DEB TAR BANC CFE AVISO HSBC	24228	201	46,10		2.542,29D
<b>03/04/2013</b>					
VLR DEB TAR BANC CFE AVISO HSBC	24236	201	15,90		2.558,19D
<b>09/04/2013</b>					
VLR DEB TAR BANC CFE AVISO HSBC	24244	201	40,00		2.598,19D
<b>10/04/2013</b>					
VLR DEB TAR BANC CFE AVISO HSBC	24252	201	23,90		2.622,09D
<b>26/04/2013</b>					
VLR DEB TAR BANC CFE AVISO HSBC	24260	201	7,95		2.630,04D
<b>10/05/2013</b>					
VLR DEB TAR BANC CFE AVISO HSBC	24384	201	23,90		2.653,94D
VLR DEB TAR BANC CFE AVISO HSBC	24392	201	15,03		2.668,97D
<b>10/06/2013</b>					
VLR DEB TAR BANC CFE AVISO HSBC	24414	201	23,90		2.692,87D
VLR DEB TAR BANC CFE AVISO HSBC	24422	201	19,91		2.712,78D
<b>10/07/2013</b>					
VLR DEB TAR BANC CFE AVISO HSBC	24449	201	23,90		2.736,68D
VLR DEB TAR BANC CFE AVISO HSBC	24457	201	29,90		2.766,58D
<b>12/08/2013</b>					
VLR DEB TAR BANC CFE AVISO HSBC	24554	201	23,90		2.790,48D
<b>10/09/2013</b>					
VLR DEB TAR BANC CFE AVISO HSBC	24570	201	23,90		2.814,38D
<b>24/09/2013</b>					
VLR DEB TAR BANC CFE AVISO HSBC	24651	201	7,95		2.822,33D
<b>5366 - 4.6.03 - LUCRO DO EXERCICIO</b>				Saldo anterior:	0,00
<b>23/09/2013</b>					
VLR REPASSE SALDO POSITIVO EVENTO SOC BOTANICA	24660		2.021,04		2.021,04D



JOSE FRANCISCO GUESSER  
TECNICO CONTABIL  
CRC: 1.SC.022402/O-0  
CPF: 452.517.709-87

SOCIEDADE BOTANICA  
PRESIDENTE  
CPF: . . . -